

Appendix C

Private Hire Operator and Vehicle Licence Policy review: Summary report

This report was created on Monday 09 May 2022 at 12:30 and includes 49 responses.

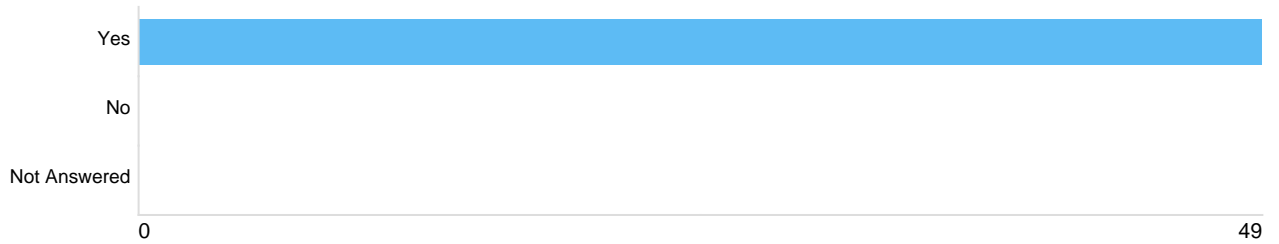
The activity ran from 14/03/2022 to 06/05/2022.

Contents

Question 1: Are you a licensed Sheffield Driver?	2
Are you a licensed Sheffield Driver of a Hackney Carriage or Private Hire vehicle?	2
Question 2: Is the policy easy to understand?	2
Is the policy easy to understand?	2
If no, please tell us why not	2
Question 3: Does the policy document provide you with the information required to understand the purpose? a) Provide individuals with a clear, consistent basis for submitting applications b) Provide a clear, consistent basis for determining licence applications	2
Does the policy document provide you with the information required to understand the purpose of the policy: • Provide individuals with a clear, consistent basis for submitting applications • Provide a clear, consistent basis for determining licence applications • Support the wider strategic aims of the City Council, especially those related to the environment and clean air	2
If no, please tell us why not	2
Question 4: Does the policy document include any information that you disagree with or you think needs amending?	3
Does the policy document include any information that you disagree with or you think needs amending?	3
If yes, please provide comments, making it clear which section you are referring to.	3
Question 5: Are there any changes that you think would improve the policy?	3
Are there any changes that you think would improve the policy?	3
If yes, please provide comments, making it clear which section you are referring to.	3
Question 6: If you have any further comments on the policy, please tell us below.	3
If you have any further comments on the policy, please tell us below.	3
Question 7: Age	4
Age	4
Question 8: Ethnicity	4
White	4
Other White background	5
Asian or Asian British	5
Other Asian background	5
Black or Black British	5
Black or Black British other	6
Other ethnic group	6
Other ethnic group	6
Mixed /multiple heritage	6
Other mixed background	6
Question 9: Sex	7
Sex	7
Sex other	7
Question 10: Gender Identity	7
Gender Identity	7
How do you identify?	7
If you chose other, please state here	7
Question 11: Disability	8
disability	8
Disability detail	8
other disability	9
Question 12: Religion/Belief	9
Religion/belief	9
other faith	9
Question 13: Sexual orientation	10
Sexual orientation	10
other sexuality	10

Question 1: Are you a licensed Sheffield Driver?

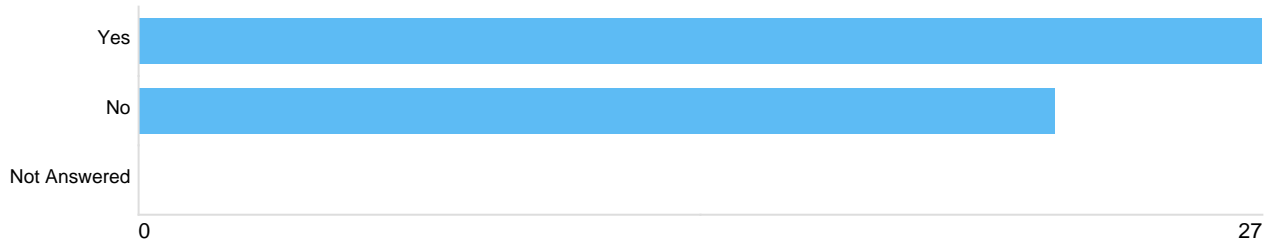
Are you a licensed Sheffield Driver of a Hackney Carriage or Private Hire vehicle?



Option	Total	Percent
Yes	49	100.00%
No	0	0.00%
Not Answered	0	0.00%

Question 2: Is the policy easy to understand?

Is the policy easy to understand?



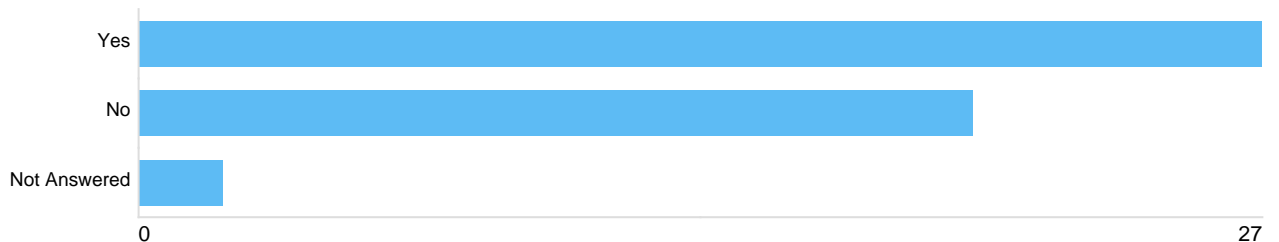
Option	Total	Percent
Yes	27	55.10%
No	22	44.90%
Not Answered	0	0.00%

If no, please tell us why not

There were 18 responses to this part of the question.

Question 3: Does the policy document provide you with the information required to understand the purpose? a) Provide individuals with a clear, consistent basis for submitting applications b) Provide a clear, consistent basis for determining licence applications

Does the policy document provide you with the information required to understand the purpose of the policy: • Provide individuals with a clear, consistent basis for submitting applications • Provide a clear, consistent basis for determining licence applications • Support the wider strategic aims of the City Council, especially those related to the environment and clean air



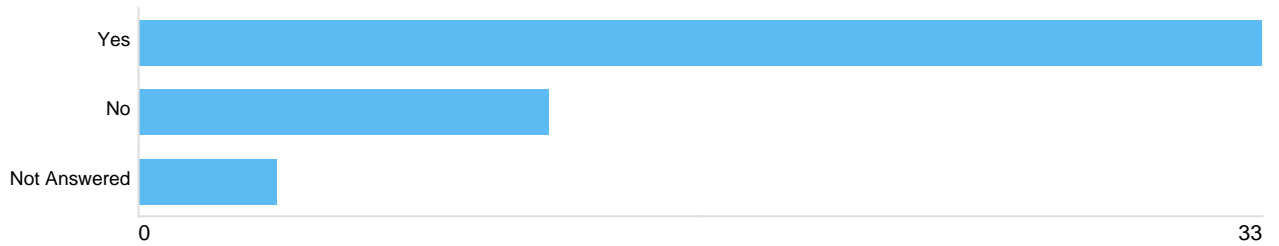
Option	Total	Percent
Yes	27	55.10%
No	20	40.82%
Not Answered	2	4.08%

If no, please tell us why not

There were 12 responses to this part of the question.

Question 4: Does the policy document include any information that you disagree with or you think needs amending?

Does the policy document include any information that you disagree with or you think needs amending?




Option	Total	Percent
Yes	33	67.35%
No	12	24.49%
Not Answered	4	8.16%

If yes, please provide comments, making it clear which section you are referring to.

There were 28 responses to this part of the question.

Question 5: Are there any changes that you think would improve the policy?

Are there any changes that you think would improve the policy?



Option	Total	Percent
Yes	33	67.35%
No	11	22.45%
Not Answered	5	10.20%

If yes, please provide comments, making it clear which section you are referring to.

There were 31 responses to this part of the question.

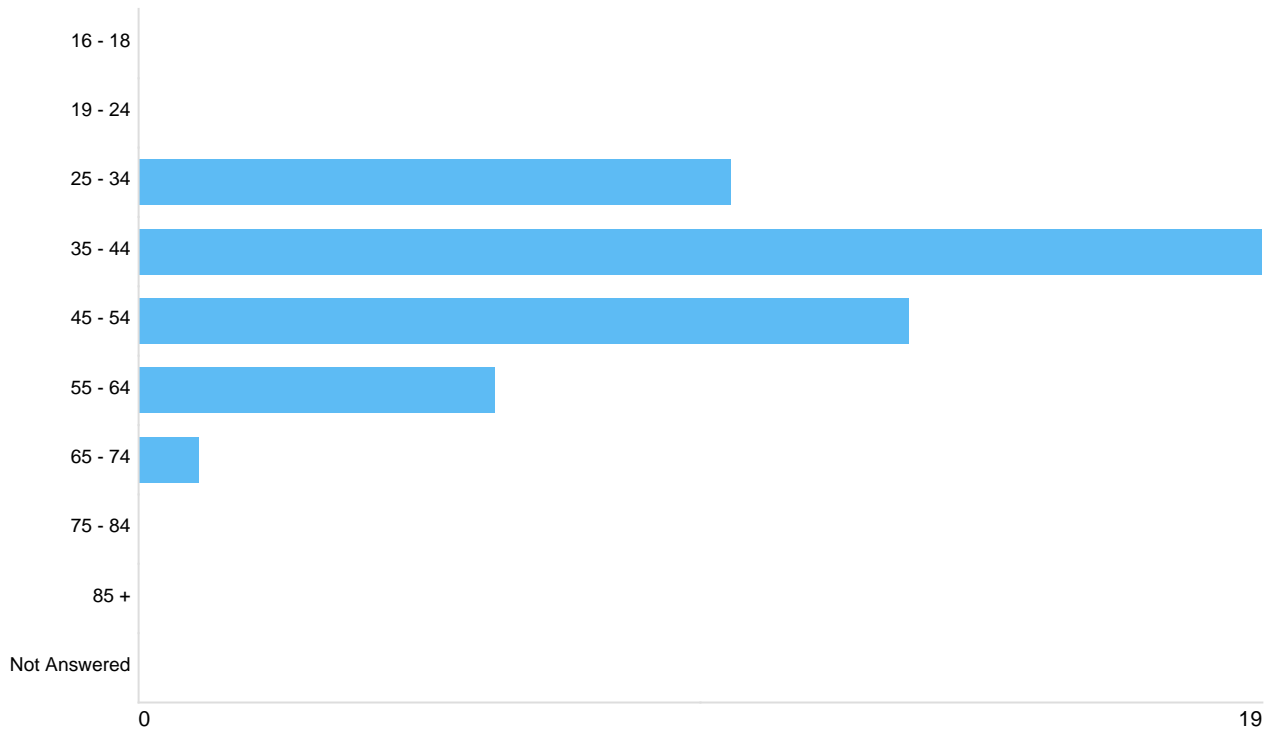
Question 6: If you have any further comments on the policy, please tell us below.

If you have any further comments on the policy, please tell us below.

There were 20 responses to this part of the question.

Question 7: Age

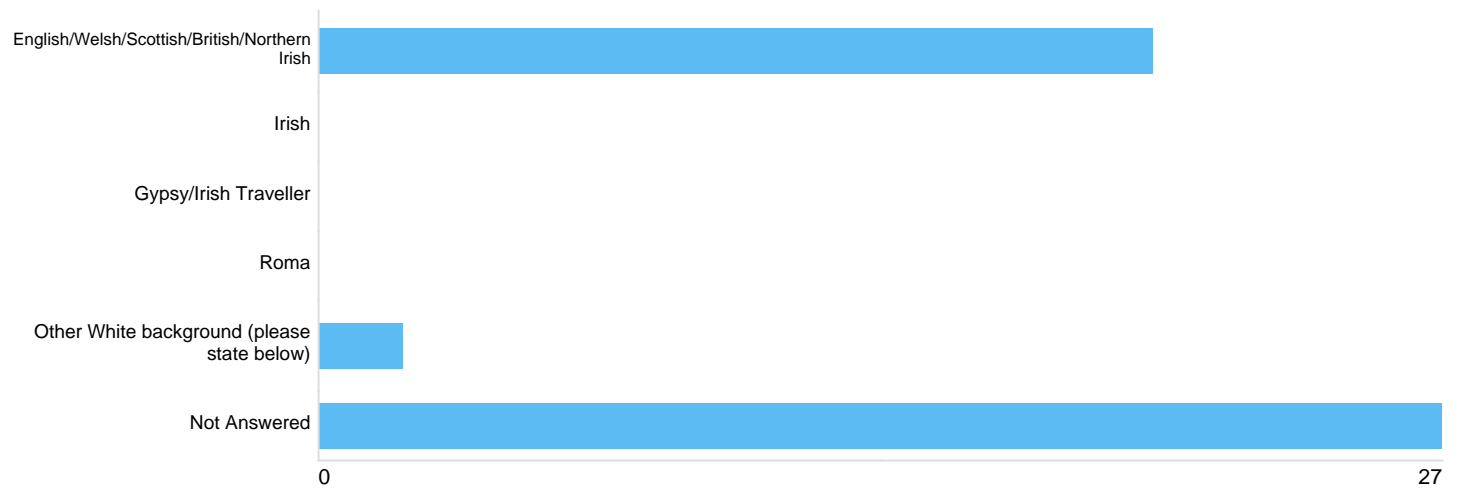
Age



Option	Total	Percent
16 - 18	0	0.00%
19 - 24	0	0.00%
25 - 34	10	20.41%
35 - 44	19	38.78%
45 - 54	13	26.53%
55 - 64	6	12.24%
65 - 74	1	2.04%
75 - 84	0	0.00%
85 +	0	0.00%
Not Answered	0	0.00%

Question 8: Ethnicity

White




Option	Total	Percent
English/Welsh/Scottish/British/Northern Irish	20	40.82%
Irish	0	0.00%
Gypsy/Irish Traveller	0	0.00%
Roma	0	0.00%
Other White background (please state below)	2	4.08%
Not Answered	27	55.10%

Other White background

There were 0 responses to this part of the question.

Asian or Asian British




Option	Total	Percent
Indian	0	0.00%
Pakistani	28	57.14%
Bangladeshi	3	6.12%
Chinese	1	2.04%
Other Asian background (please state below)	0	0.00%
Not Answered	17	34.69%

Other Asian background

There were 0 responses to this part of the question.

Black or Black British



Option	Total	Percent
Caribbean	2	4.08%
Somali	0	0.00%
African other	2	4.08%
Other Black background (please state below)	1	2.04%
Not Answered	44	89.80%

Black or Black British other

There was 1 response to this part of the question.

Other ethnic group




Option	Total	Percent
Yemeni	1	2.04%
Other Arab	0	0.00%
Other ethnic group (please state below)	1	2.04%
Not Answered	47	95.92%

Other ethnic group

There were 0 responses to this part of the question.

Mixed /multiple heritage



Option	Total	Percent
White and Black Caribbean	0	0.00%
White and Black African	0	0.00%
White and Asian	1	2.04%
Other Mixed background (please state below)	1	2.04%
Not Answered	47	95.92%

Other mixed background

There were 0 responses to this part of the question.

Question 9: Sex

Sex



Option	Total	Percent
Female	1	2.04%
Male	48	97.96%
Other (please state below)	0	0.00%
Not Answered	0	0.00%

Sex other

There were 0 responses to this part of the question.

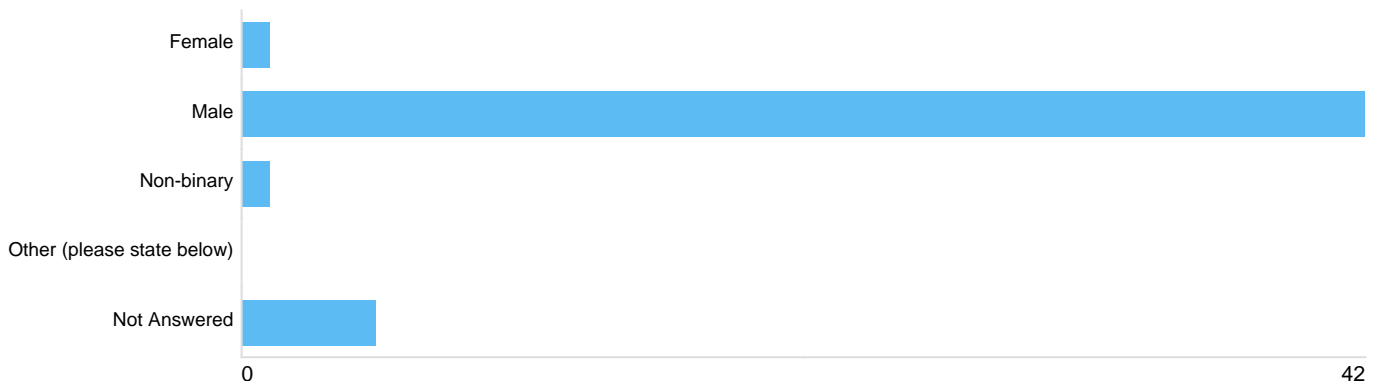
Question 10: Gender Identity

Gender Identity



Option	Total	Percent
Yes	44	89.80%
No	2	4.08%
Not Answered	3	6.12%

How do you identify?



Option	Total	Percent
Female	1	2.04%
Male	42	85.71%
Non-binary	1	2.04%
Other (please state below)	0	0.00%
Not Answered	5	10.20%

If you chose other, please state here

There were 0 responses to this part of the question.


Question 11: Disability

disability



Option	Total	Percent
Yes	3	6.12%
No	44	89.80%
Not Answered	2	4.08%

Disability detail



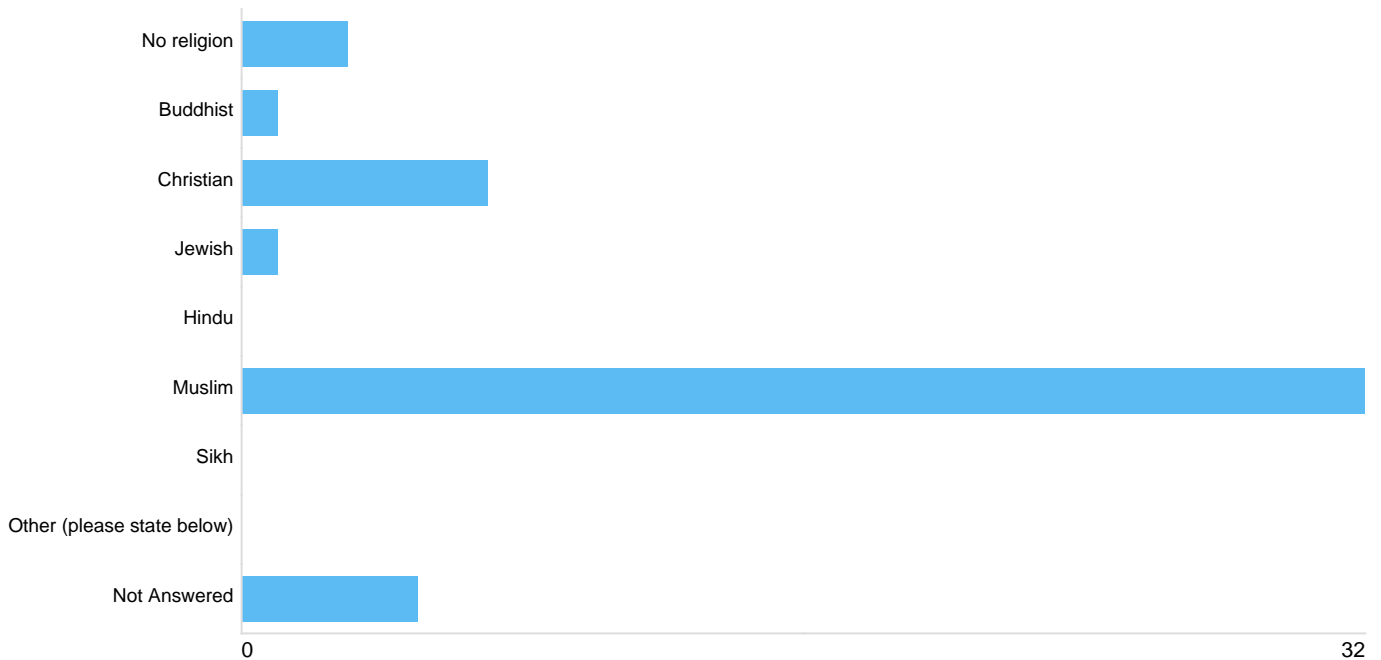
Option	Total	Percent
Communication (e.g. impaired speech)	0	0.00%
Developmental (e.g. dyslexia)	0	0.00%
Hearing (e.g. mild to profound deafness)	1	2.04%
Impaired memory/concentration or ability to understand (e.g. head injury, stroke, dementia)	0	0.00%
Learning (e.g. mild to profound learning disability)	0	0.00%
Long-term illness or health (e.g. cancer, HIV, diabetes, chronic heart disease, arthritis, chronic asthma)	0	0.00%
Mental ill health (e.g. depression, anxiety, bipolar disorders, schizophrenia)	1	2.04%
Mobility or physical (e.g. walking, dexterity)	0	0.00%
Visual (e.g. partial sighted to blind)	0	0.00%
Autistic Spectrum Disorders or Attention Deficit Disorders	0	0.00%
Other (please state below)	1	2.04%
Not Answered	46	93.88%

other disability

There were 0 responses to this part of the question.

Question 12: Religion/Belief

Religion/belief



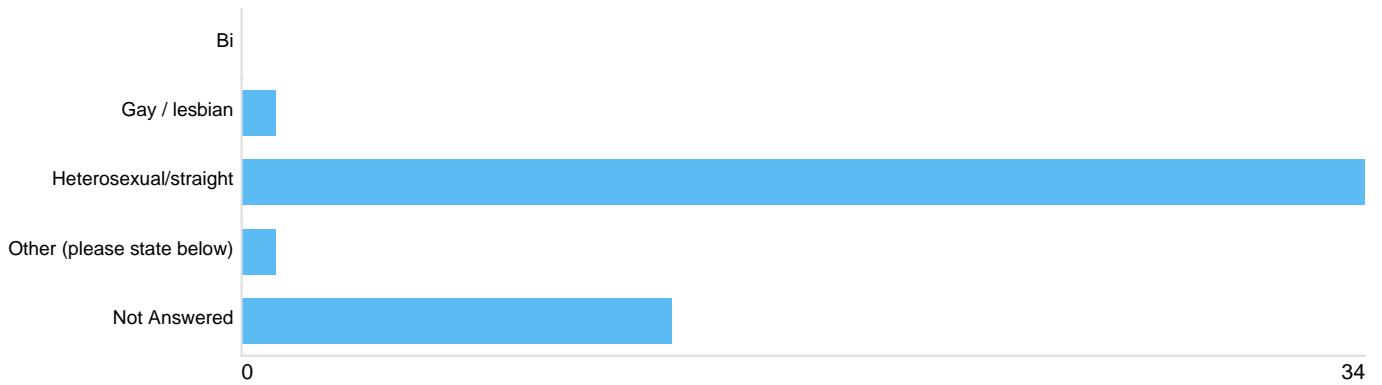
Option	Total	Percent
No religion	3	6.12%
Buddhist	1	2.04%
Christian	7	14.29%
Jewish	1	2.04%
Hindu	0	0.00%
Muslim	32	65.31%
Sikh	0	0.00%
Other (please state below)	0	0.00%
Not Answered	5	10.20%

other faith

There was 1 response to this part of the question.

Question 13: Sexual orientation

Sexual orientation



Option	Total	Percent
Bi	0	0.00%
Gay / lesbian	1	2.04%
Heterosexual/straight	34	69.39%
Other (please state below)	1	2.04%
Not Answered	13	26.53%

other sexuality

There were **0** responses to this part of the question.

This page is intentionally left blank