

Sheffield City Council

Page 1

Overview of 2019 Pupil Outcomes City Context and School Performance

February 2020

Sheffield City Council

Agenda Item 7

2019 Headlines - primary

Mixed picture for primary – some improvement but some measures have declined .

KS2 results must be considered in context – the Sheffield cohort has more low attaining pupils than the national average and we know that prior attainment is the strongest predictor of future attainment.

When KS2 results are analysed by prior attainment group Sheffield is still at or above the national average on most measures.

Progress measures at KS2 also take into account starting points. Reading and writing progress not as strong as 2018, progress in maths remains average.

KS2 benchmarking data indicates that Sheffield's national ranks are similar to 2018, as is performance in relation to core city and statistical neighbour benchmarks.

The national ranks for EGPS and writing attainment have improved.

Sheffield's national core city and stat neighbour rankings have fallen for Y1 phonics.



2019 Headlines – Key Stage 4 & Key Stage 5

25 more GCSEs moved to reformed specifications this year which make comparisons with last year on attainment 8 and progress 8 difficult.

Attainment 8 improved slightly (+0.3pts) but remains in 3rd quartile of LAs

Progress 8 is slightly lower than 2018 but is equal to national and in 2nd quartile of LAs.

English and Maths pass rates (4+/5+) have fallen slightly, but remain relatively stable.

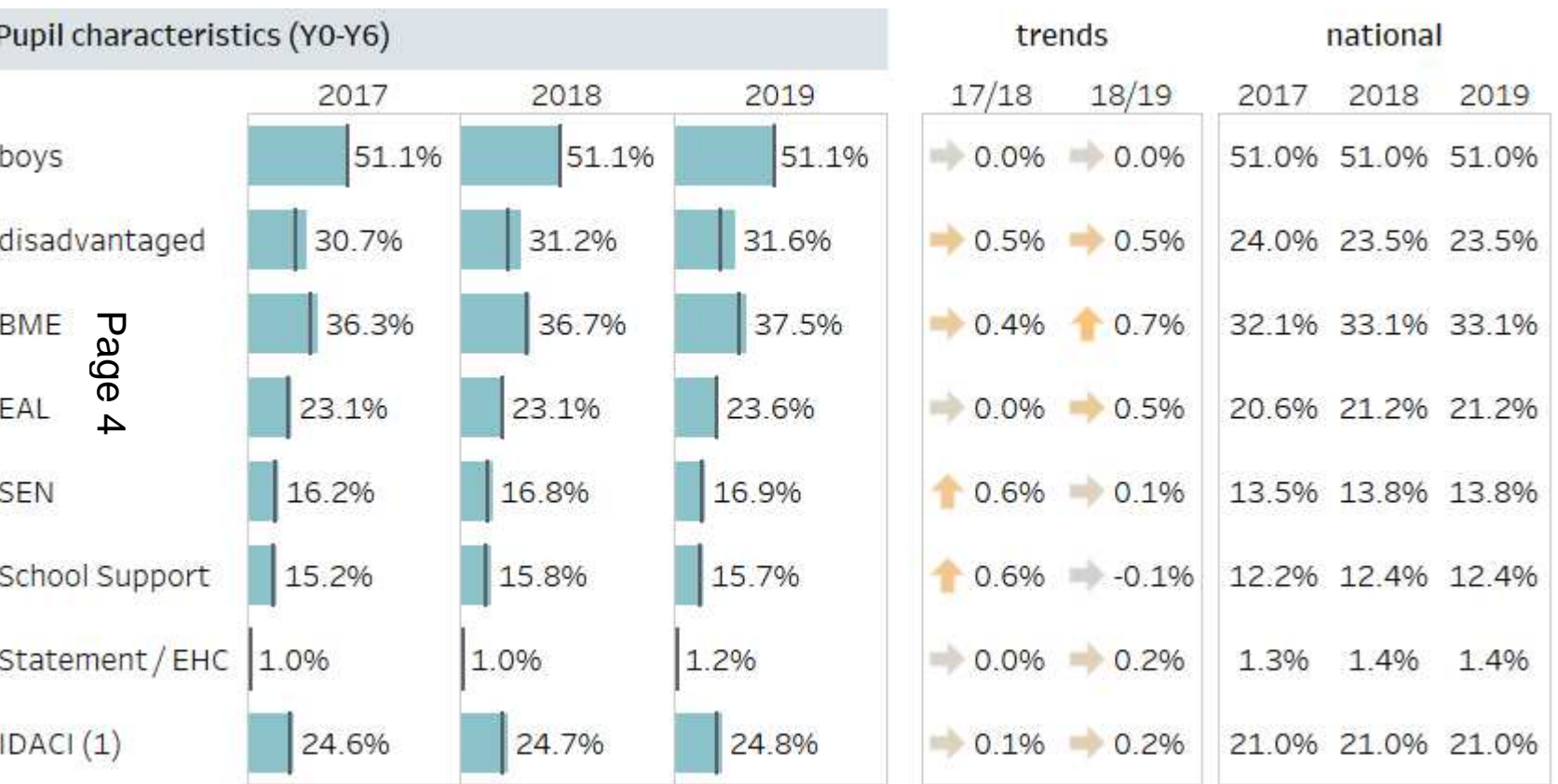
A-level performance maintained compared to last year although difficult to make comparisons as more A-levels have moved to linear courses.

A level average points per entry is similar to national average and Sheffield is in 2nd quartile.

The % achieving AAB or above including 2 facilitating subjects (A-levels generally accepted for university entry) is above the national average and Sheffield ranks in the top quartile of LAs.

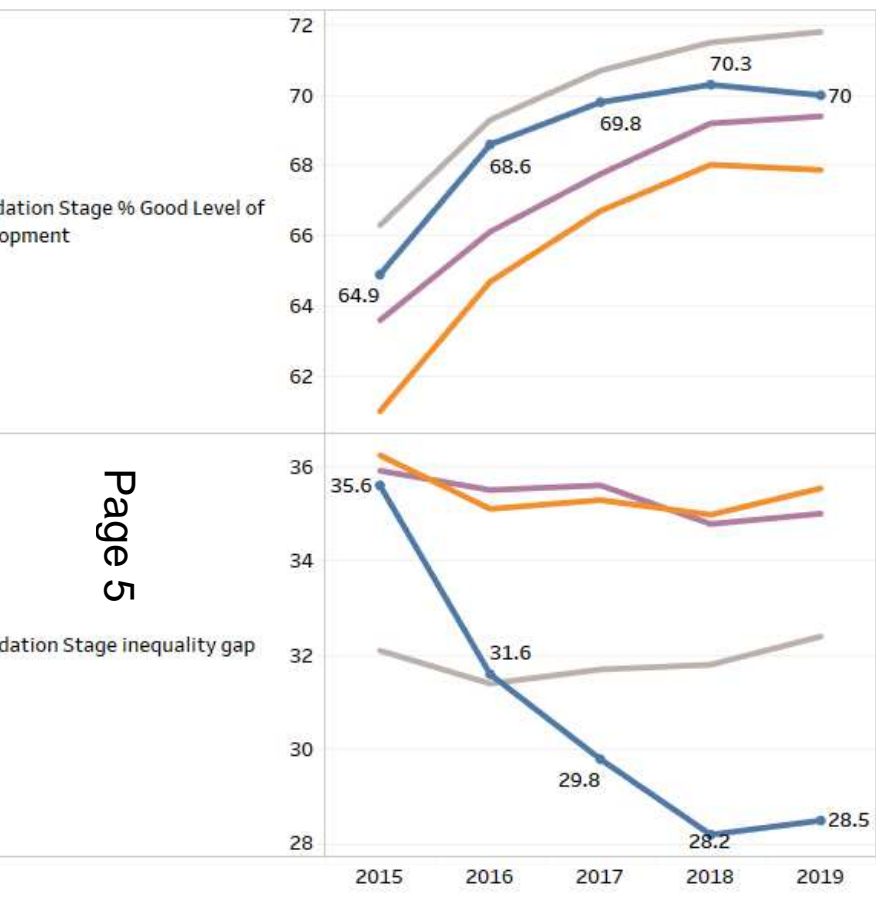


Context – primary cohort



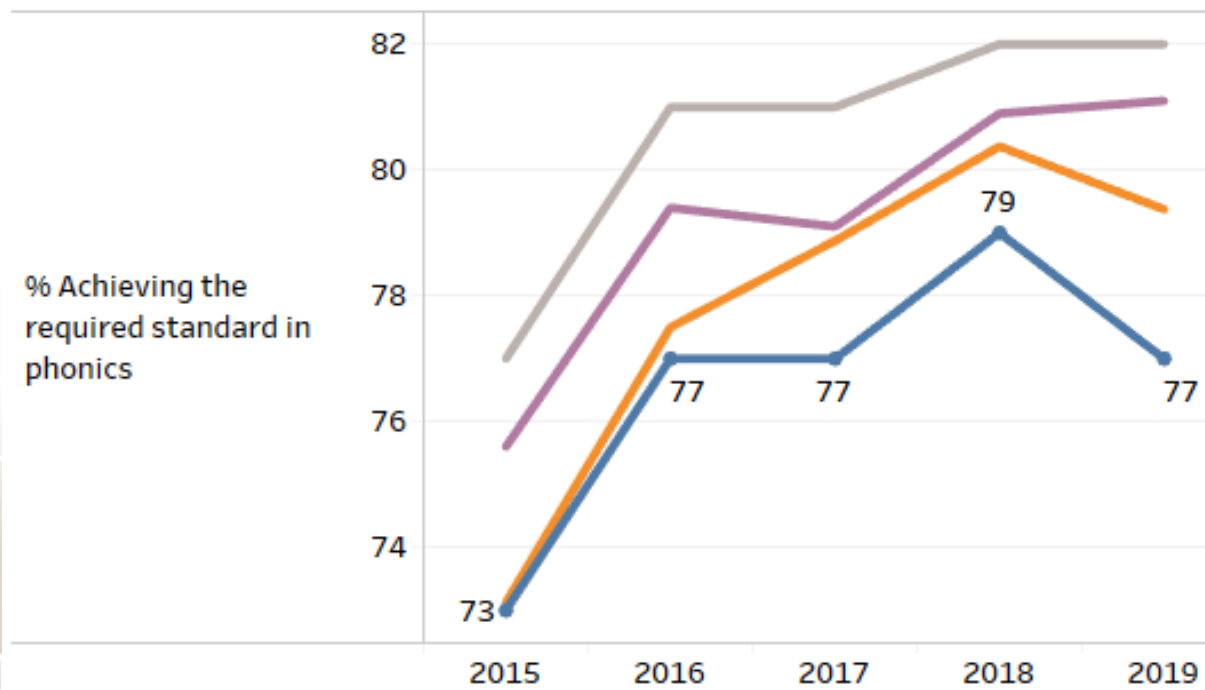
- Sheffield has a higher of disadvantaged, BME, EAL and SEN children than the national average.
- These groups tend to have lower prior attainment and so the cohort characteristics impact on City-level results.

Headline overview – Foundation Stage and Phonics



- Good level of development at the end of the Foundation Stage slipped slightly below 2018, with national improving, but remains above core city and statistical neighbours.
- The achievement gap at the end of the Foundation Stage widened slightly, but remains significantly narrower than all benchmarks.
- Y1 phonics lower than 2018 and the gap with all comparators has widened.

Sheffield
National
Core Cities
Stat. neighbours

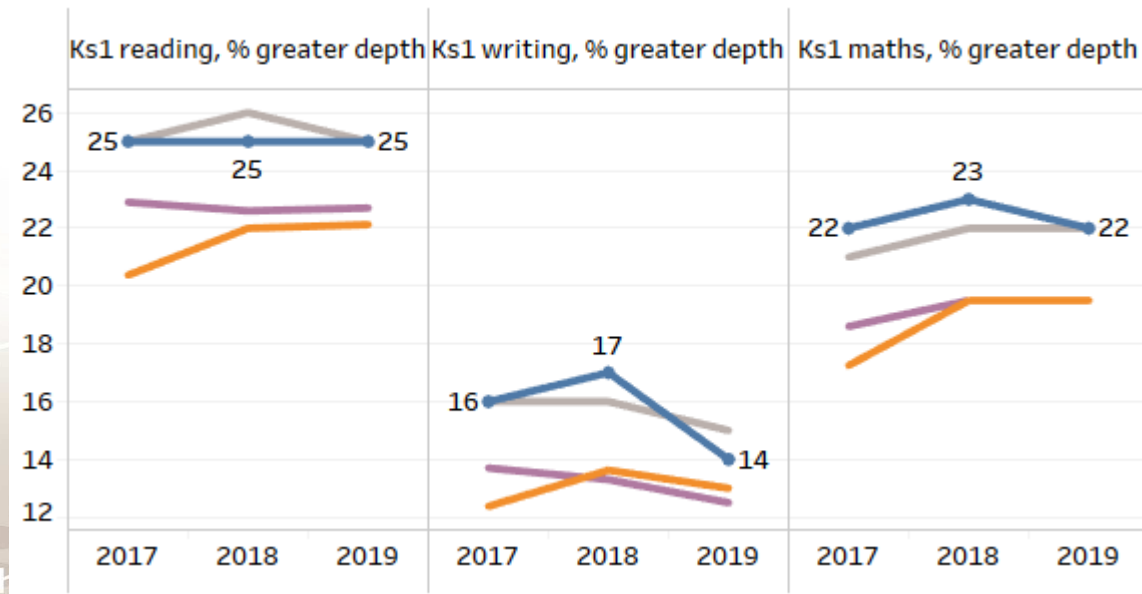
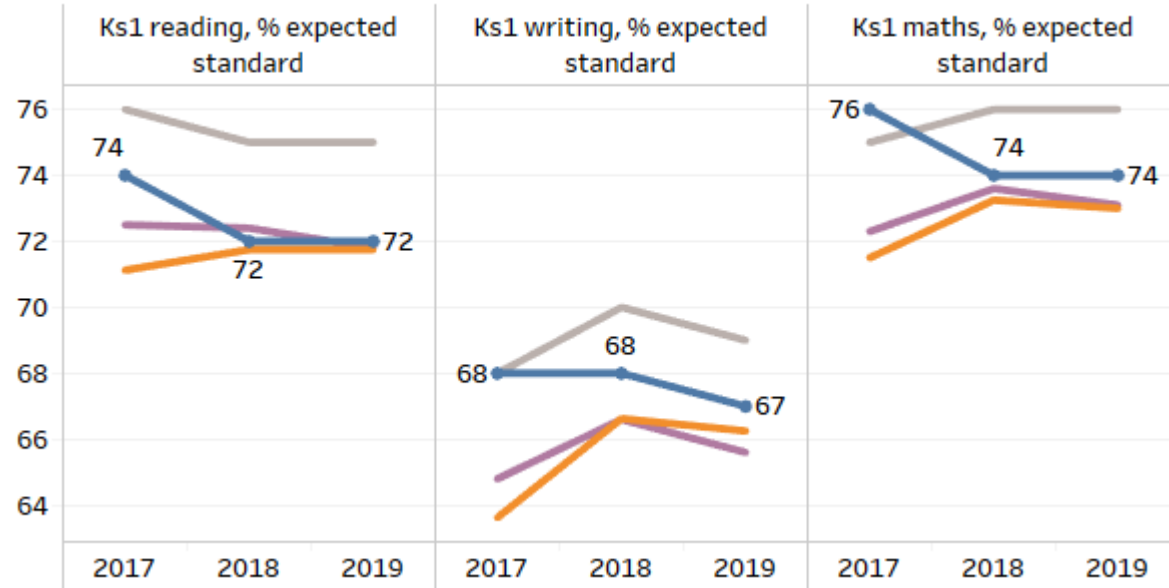


headline overview – Key Stage 1

Sheffield is above the Core Cities and statistical neighbour average for all indicators.

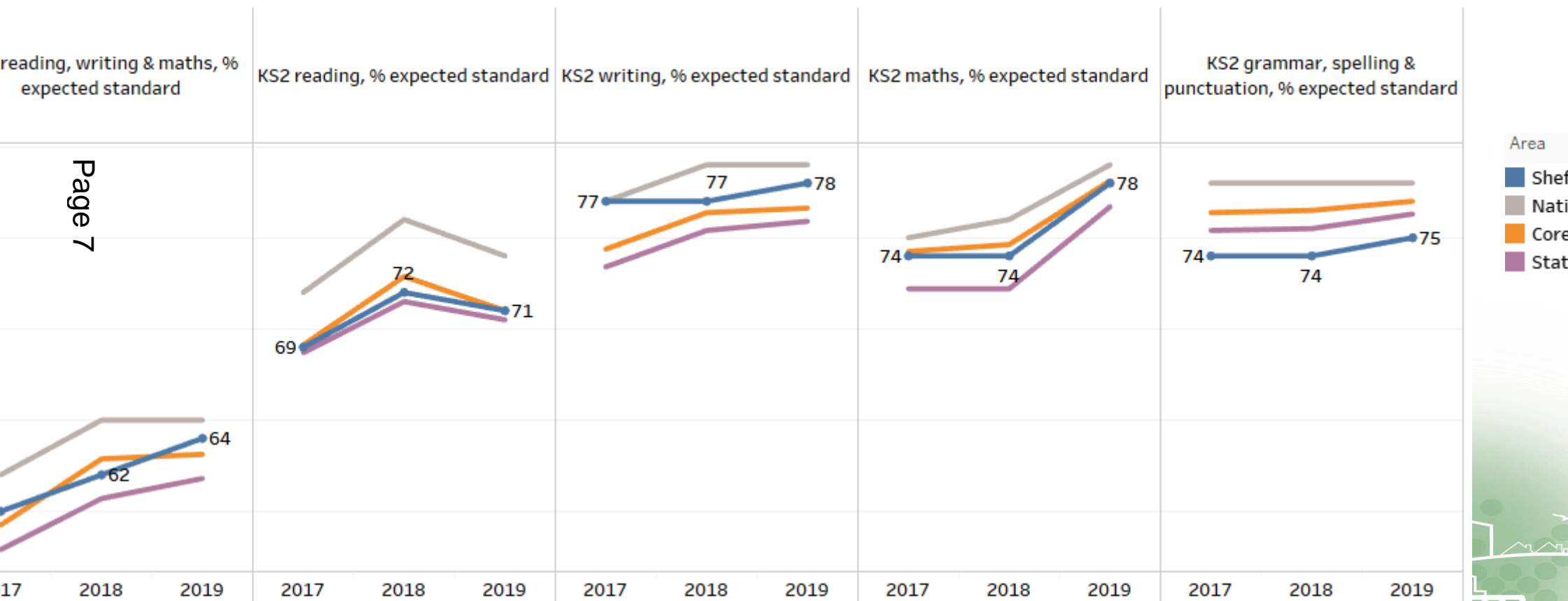
Results fell in greater depth for writing and maths

Writing is the only element at greater depth below the 2019 national average.



Headline overview – KS2 expected standard

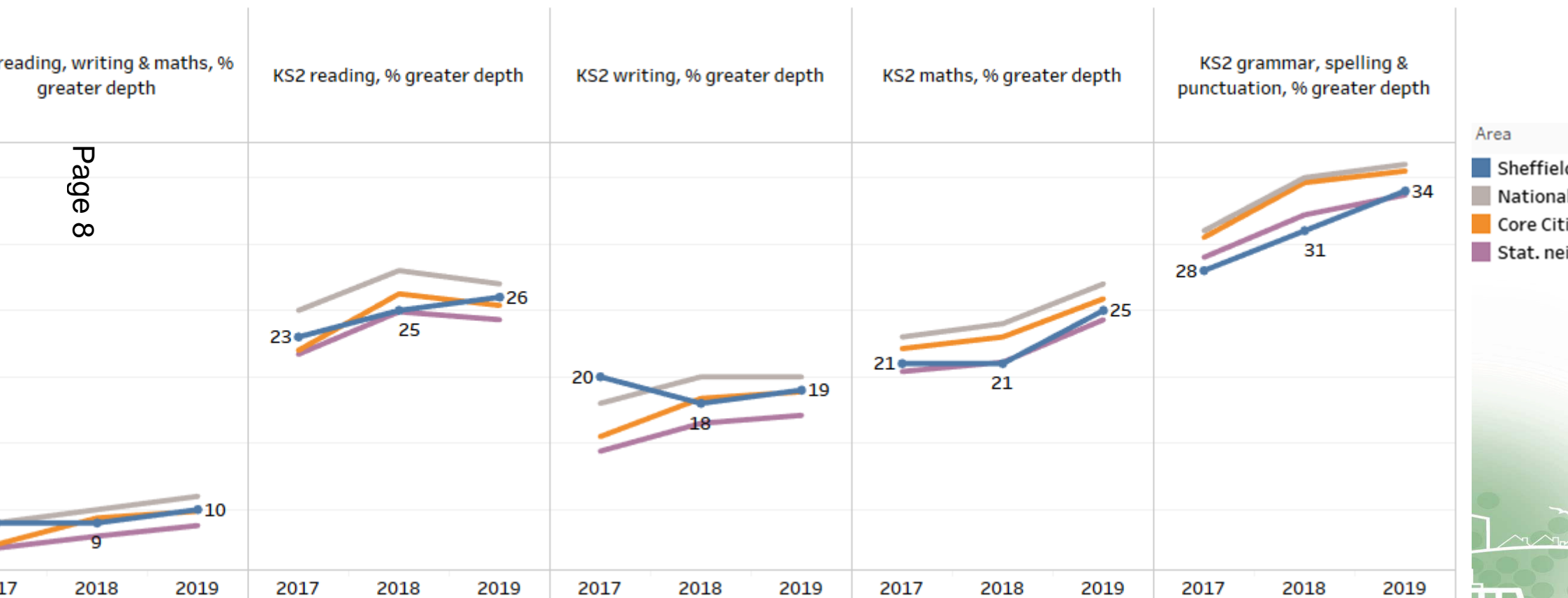
- Results improved in all measures except reading.
- Sheffield is equal to or above Core Cities and statistical neighbours for all measures except spelling, punctuation and grammar



Headline overview – KS2 greater depth

All measures have improved and Sheffield is at least equal to Core Cities and Stat Neighbour averages in the combined measure and reading.

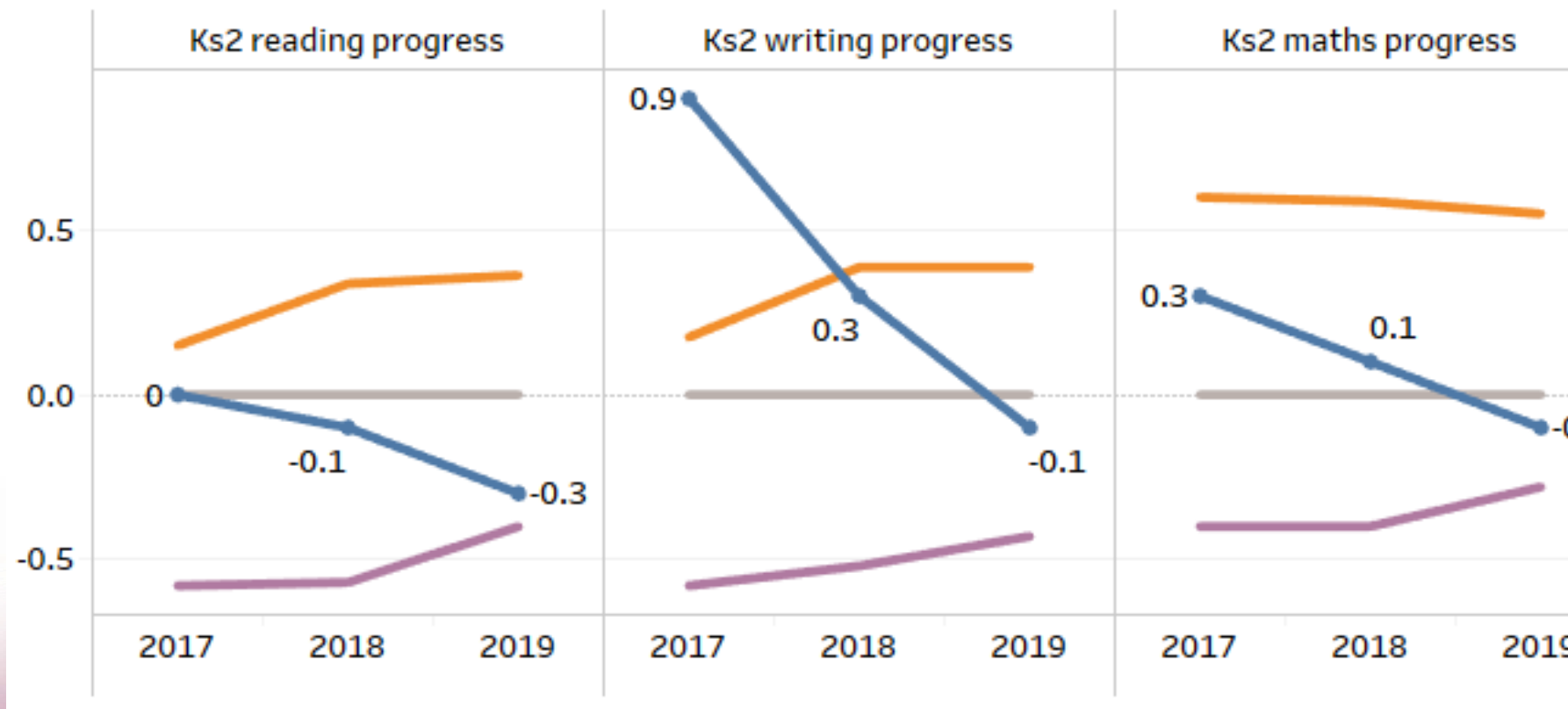
Maths and spelling, punctuation and grammar are below core city averages, but greater than or equal to Stat Neighbours.



KS2 progress headlines

Progress is below the national and core city averages for reading, writing and maths.

Sheffield progress remains above the Statistical neighbour average on all 3 elements.



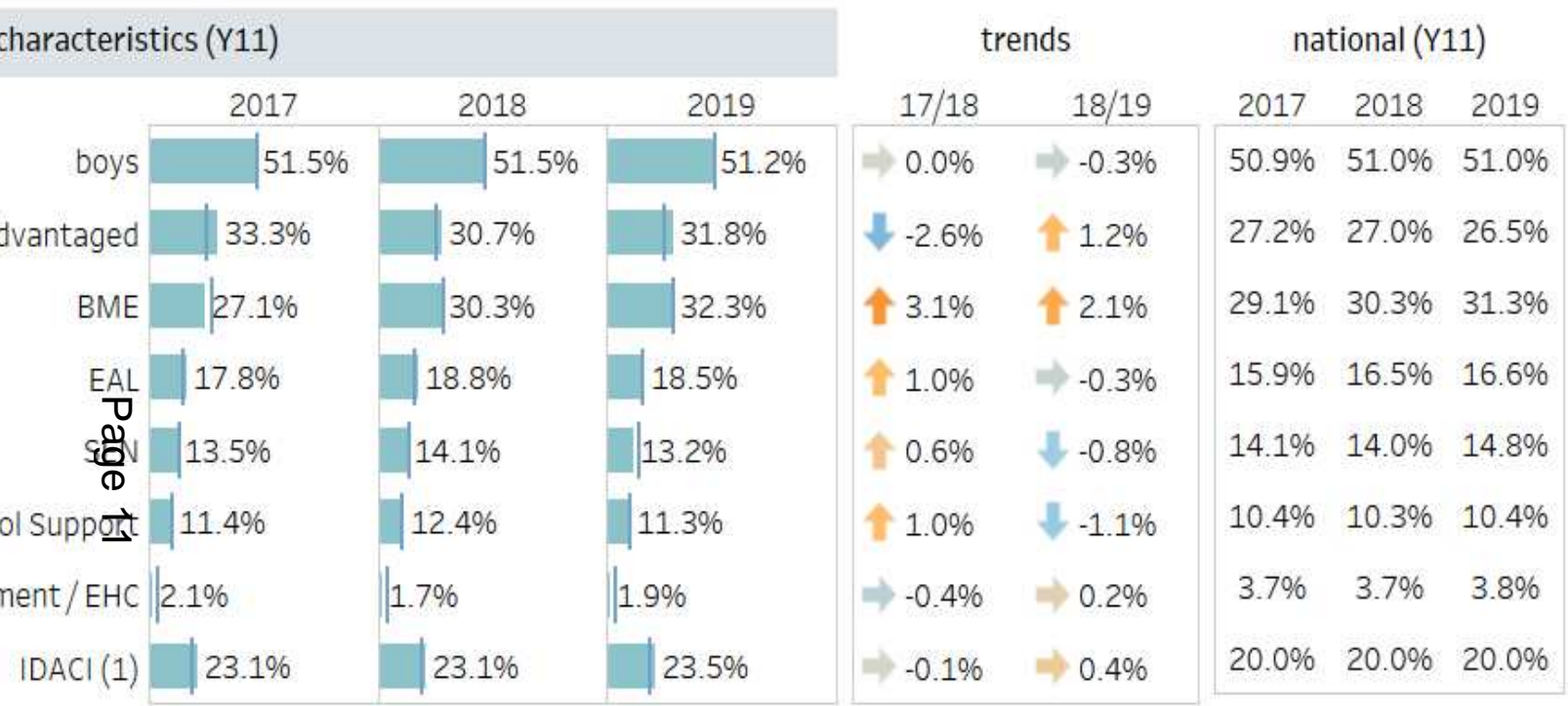
Sheffield City Council

- Sheffield
- National
- Core Cities
- Stat. neighbour

Primary LA benchmarking - 2019

	National	Core Cities	Statistical Neighbours
EYFS Good Level Dev	111/151 (-13)	3/8 (-1)	5/11 (-2)
Y1 Phonics	148/151 (-11)	8/8 (-3)	10/11 (-2)
KS1 reading EXS+	117/151 (+7)	3/8 (0)	4/11 (+2)
KS1 writing EXS+	105/151 (-7)	3/8 (-1)	3/11 (0)
KS1 maths EXS+	100/151 (+6)	3/8 (0)	4/11 (-1)
KS2 combined EXS+	95/151 (+15)	3/8 (0)	5/11 (0)
KS2 reading EXS+	116 /151 (+10)	3/8 (+1)	5/11 (+1)
KS2 writing EXS+	86/151 (+20)	2/8 (+1)	4/11 (0)
KS2 maths EXS+	95/151 (+7)	3/8 (0)	5/11 (0)
KS2 EGPS EXS+	124/151 (+7)	8/8 (0)	7/11 (+1)
KS2 reading progress	113/151 (-17)	8/8 (-2)	7/11 (-4)
KS2 writing progress	86/151 (-23)	7/8 (-3)	6/11 (-3)
KS2 maths progress	88/151 (-7)	8/8 (-2)	6/11 (0)

Context – Y11 cohort



data for BME pupils is for Y7-Y11

- Larger cohort than 2018
- BME cohort gradually increased
- % EAL similar to 2018.
- Slight increase in % disadvantaged.
- Fewer mobile pupils (joined after the start of Y10 ~ 5%)
- Fewer low attaining and more middle and high attaining – overall KS2 prior attainment similar.

IDACI is the Income Deprivation Affecting Children Index, this is a measure of the % of children living in low income households

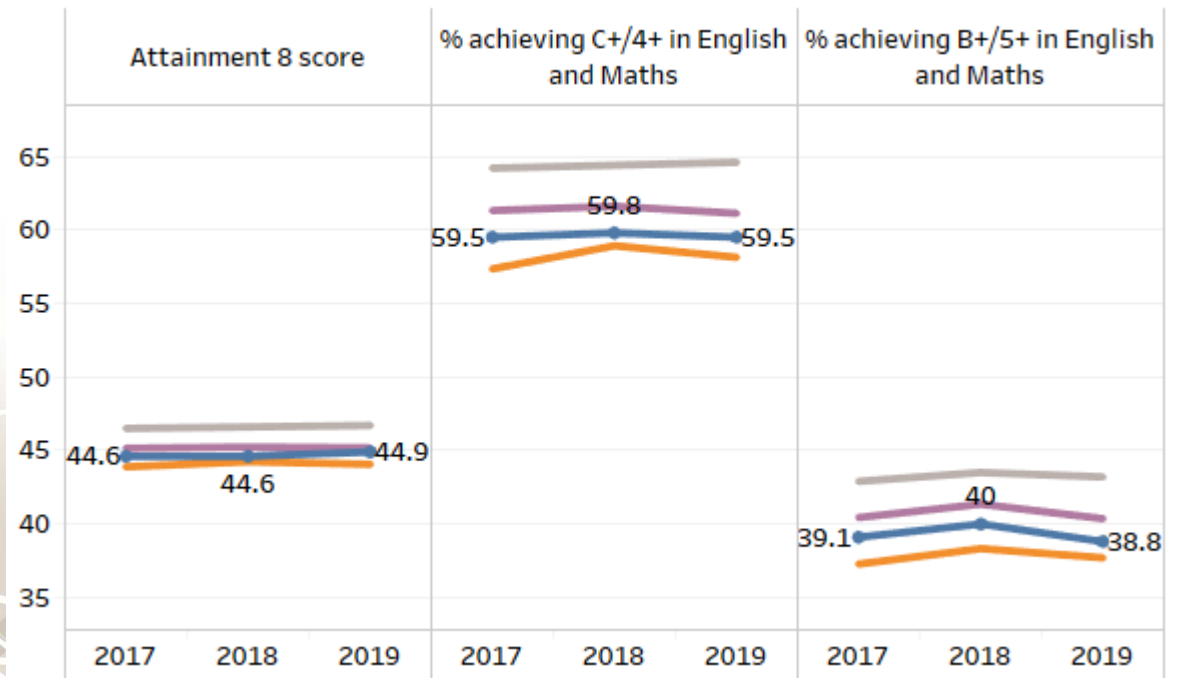
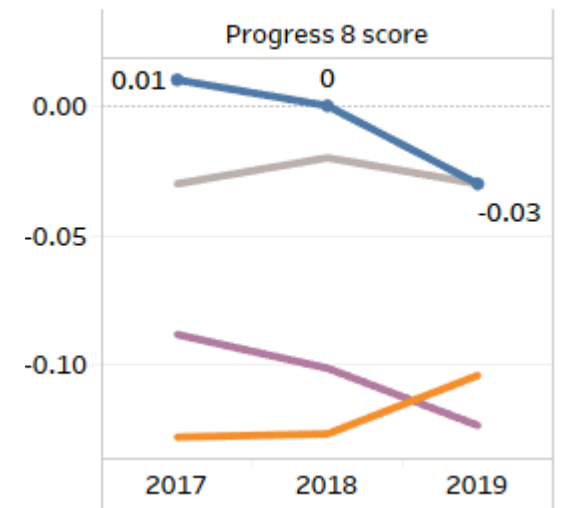
2019 Key Stage 4 – headlines

Overall Progress 8 slightly lower than 2018

2019 P8 equal to national but remains above core city and statistical neighbour averages

Overall attainment 8 slightly improved.

Slight drop in % achieving 4+ and 5+ in English and Maths, but both remain above core city average.



2018 Key Stage 4 & 5 – benchmarking

National ranks remain relatively stable at Key Stage 4.

Slight improvement in Attainment 8.

Progress 8 remains in 2nd quartile.

Key stage 5 A level performance remains above all benchmarks, with % AAB 2 in the top 25% of LAs.

	National	Core Cities	Statistical Neighbours
Ks4 Attainment 8	101/151 (+6)	3/8 (+2)	6/11 (0)
Ks4 Progress 8	71/151 (-11)	3/8 (-2)	5/11 (-1)
Ks4 English & maths	107/151 (-5)	3/8 (+2)	6/11 (-1)
Ks4 4+ English & maths	117/151 (+3)	4/8 (0)	6/11 (0)
Ks4 EBacc points	98/151 (+12)	4/8 (+1)	5/11 (+3)
KS5 - % A-levels at AAB or above (inc. 2 facilitating subjects)	28/151 (-6)	2/8 (-1)	2/11 (+1)
KS5 average points per entry – A-levels	57/151 (-10)	1/8 (0)	3/11 (0)

This page is intentionally left blank