

# Appendix C



## Hackney Carriage and Private Hire Driver's Licence Policy review: Summary report

This report was created on Wednesday 16 February 2022 at 13:57 and includes 69 responses.

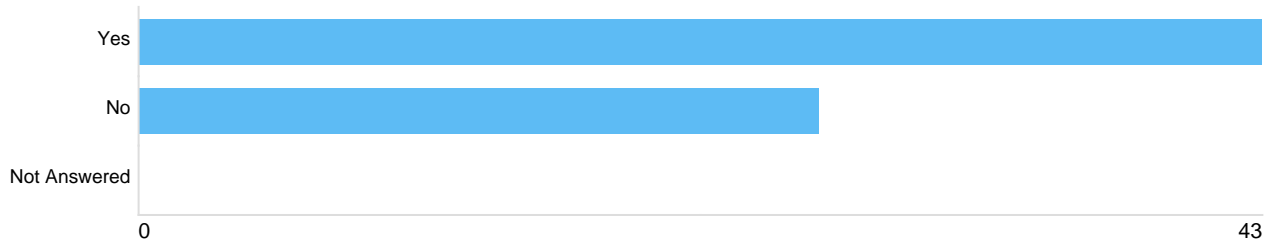
The activity ran from 06/12/2021 to 11/02/2022.

### Contents

Question 1: Are you a licensed Sheffield Driver of a Hackney Carriage or Private Hire vehicle?	2
Are you a licensed Sheffield Driver of a Hackney Carriage or Private Hire vehicle?	2
Question 2: Is the policy easy to understand?	2
Is the policy easy to understand?	2
If no, please tell us why	2
Question 3: Does the policy document provide you with the information required to understand the purpose? a) Provide individuals with a clear, consistent basis for submitting applications b) Provide a clear, consistent basis for determining licence applications	2
Does the policy document provide you with the information required to understand the purpose of the policy: • Provide individuals with a clear, consistent basis for submitting applications • Provide a clear, consistent basis for determining licence applications • Support the wider strategic aims of the City Council, especially those related to the environment and clean air	2
If no, please tell us why	2
Question 4: Does the policy document include any information that you disagree with or you think needs amending?	3
Does the policy document include any information that you disagree with or you think needs amending?	3
If yes, please provide comments, making it clear which section you are referring to.	3
Question 5: Are there any changes that you think would improve the policy?	3
Are there any changes that you think would improve the policy?	3
If yes, please provide comments, making it clear which section you are referring to.	3
Question 6: If you have any further comments on the policy, please tell us below.	3
If you have any further comments on the policy, please tell us below.	3
Question 7: Age	4
Age	4
Question 8: Ethnicity	4
White	4
Other White background	5
Asian or Asian British	5
Other Asian background	5
Black or Black British	5
Black or Black British other	6
Other ethnic group	6
Other ethnic group	6
Mixed /multiple heritage	6
Other mixed background	6
Question 9: Sex	7
Sex	7
Sex other	7
Question 10: Gender Identity	7
Gender Identity	7
How do you identify?	7
If you chose other, please state here	7
Question 11: Disability	8
disability	8
Disability detail	8
other disability	9
Question 12: Religion/Belief	9
Religion/belief	9
other faith	9
Question 13: Sexual orientation	10
Sexual orientation	10
other sexuality	10

**Question 1: Are you a licensed Sheffield Driver of a Hackney Carriage or Private Hire vehicle?**

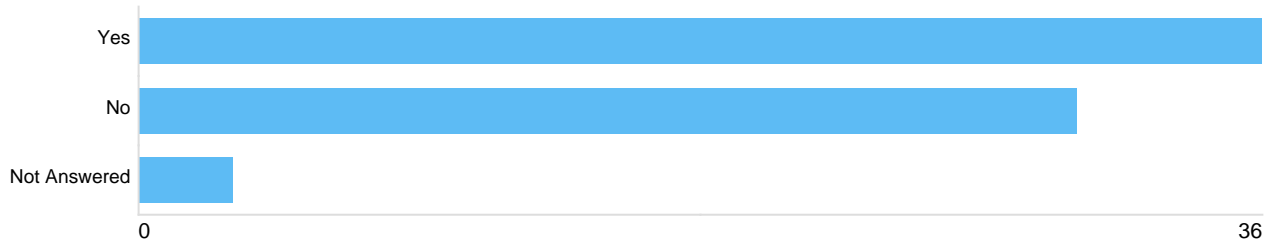
*Are you a licensed Sheffield Driver of a Hackney Carriage or Private Hire vehicle?*



Option	Total	Percent
Yes	43	62.32%
No	26	37.68%
Not Answered	0	0.00%

**Question 2: Is the policy easy to understand?**

*Is the policy easy to understand?*



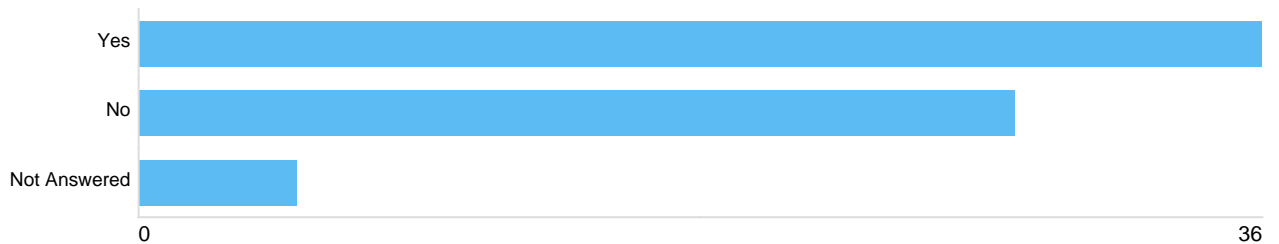
Option	Total	Percent
Yes	36	52.17%
No	30	43.48%
Not Answered	3	4.35%

*If no, please tell us why*

There were **25** responses to this part of the question.

**Question 3: Does the policy document provide you with the information required to understand the purpose? a) Provide individuals with a clear, consistent basis for submitting applications b) Provide a clear, consistent basis for determining licence applications**

*Does the policy document provide you with the information required to understand the purpose of the policy: • Provide individuals with a clear, consistent basis for submitting applications • Provide a clear, consistent basis for determining licence applications • Support the wider strategic aims of the City Council, especially those related to the environment and clean air*



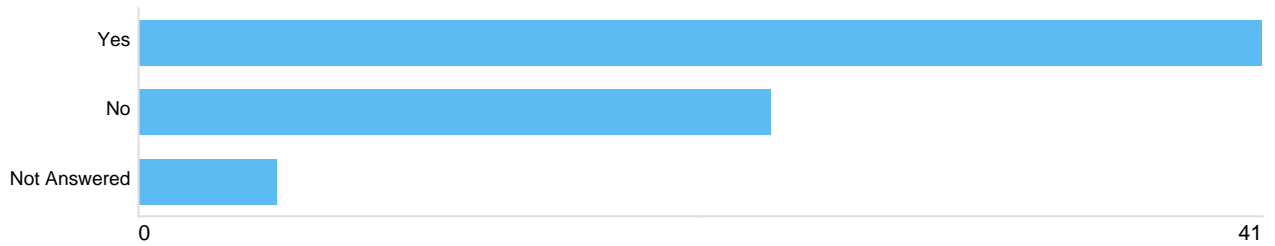
Option	Total	Percent
Yes	36	52.17%
No	28	40.58%
Not Answered	5	7.25%

*If no, please tell us why*

There were **19** responses to this part of the question.

**Question 4: Does the policy document include any information that you disagree with or you think needs amending?**

*Does the policy document include any information that you disagree with or you think needs amending?*




Option	Total	Percent
Yes	41	59.42%
No	23	33.33%
Not Answered	5	7.25%

*If yes, please provide comments, making it clear which section you are referring to.*

There were 35 responses to this part of the question.

**Question 5: Are there any changes that you think would improve the policy?**

*Are there any changes that you think would improve the policy?*



Option	Total	Percent
Yes	50	72.46%
No	13	18.84%
Not Answered	6	8.70%

*If yes, please provide comments, making it clear which section you are referring to.*

There were 41 responses to this part of the question.

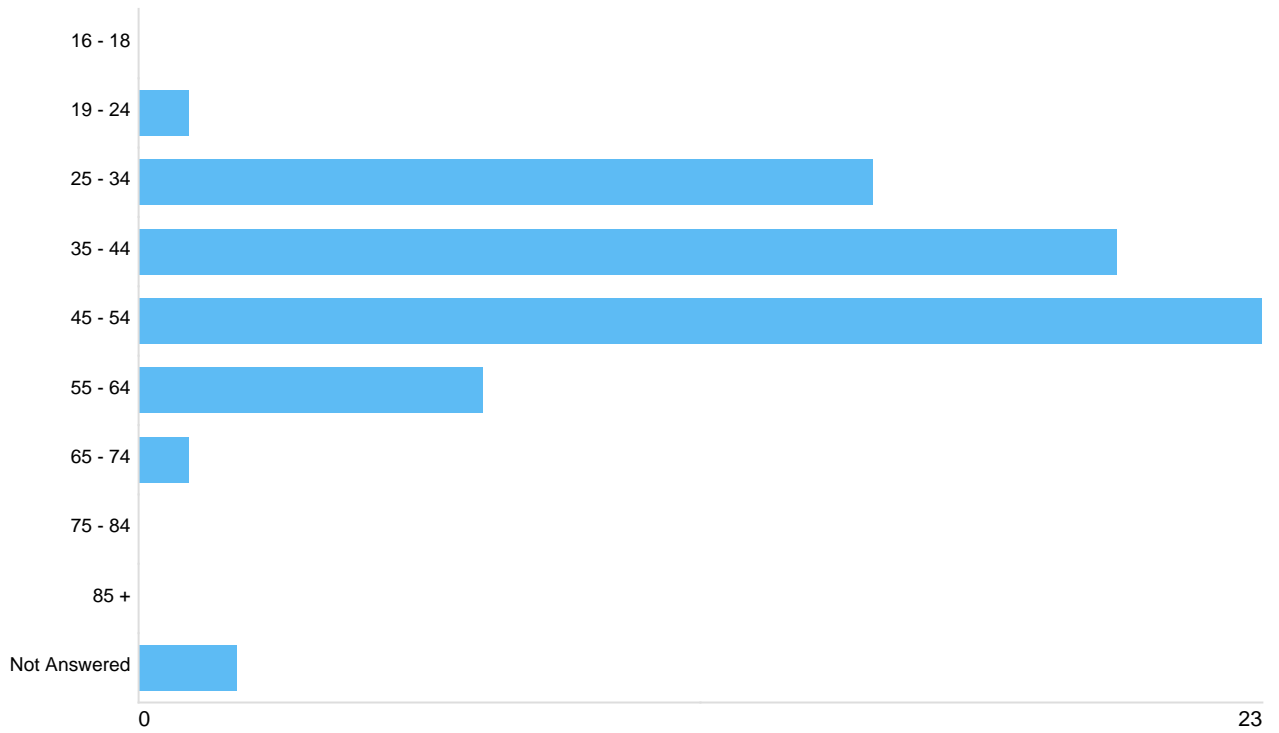
**Question 6: If you have any further comments on the policy, please tell us below.**

*If you have any further comments on the policy, please tell us below.*

There were 28 responses to this part of the question.

## Question 7: Age


### Age



Option	Total	Percent
16 - 18	0	0.00%
19 - 24	1	1.45%
25 - 34	15	21.74%
35 - 44	20	28.99%
45 - 54	23	33.33%
55 - 64	7	10.14%
65 - 74	1	1.45%
75 - 84	0	0.00%
85 +	0	0.00%
Not Answered	2	2.90%

## Question 8: Ethnicity

### White




Option	Total	Percent
English/Welsh/Scottish/British/Northern Irish	15	21.74%
Irish	1	1.45%
Gypsy/Irish Traveller	2	2.90%
Roma	1	1.45%
Other White background (please state below)	5	7.25%
Not Answered	45	65.22%

**Other White background**

There were 3 responses to this part of the question.

**Asian or Asian British**




Option	Total	Percent
Indian	0	0.00%
Pakistani	35	50.72%
Bangladeshi	1	1.45%
Chinese	1	1.45%
Other Asian background (please state below)	2	2.90%
Not Answered	30	43.48%

**Other Asian background**

There were 2 responses to this part of the question.

**Black or Black British**



Option	Total	Percent
Caribbean	0	0.00%
Somali	1	1.45%
African other	5	7.25%
Other Black background (please state below)	1	1.45%
Not Answered	62	89.86%

**Black or Black British other**

There was 1 response to this part of the question.

**Other ethnic group**




Option	Total	Percent
Yemeni	0	0.00%
Other Arab	0	0.00%
Other ethnic group (please state below)	1	1.45%
Not Answered	68	98.55%

**Other ethnic group**

There was 1 response to this part of the question.

**Mixed /multiple heritage**



Option	Total	Percent
White and Black Caribbean	0	0.00%
White and Black African	0	0.00%
White and Asian	0	0.00%
Other Mixed background (please state below)	0	0.00%
Not Answered	69	100.00%

**Other mixed background**

There were 0 responses to this part of the question.

**Question 9: Sex**

**Sex**




Option	Total	Percent
Female	5	7.25%
Male	58	84.06%
Other (please state below)	1	1.45%
Not Answered	5	7.25%

**Sex other**

There was 1 response to this part of the question.

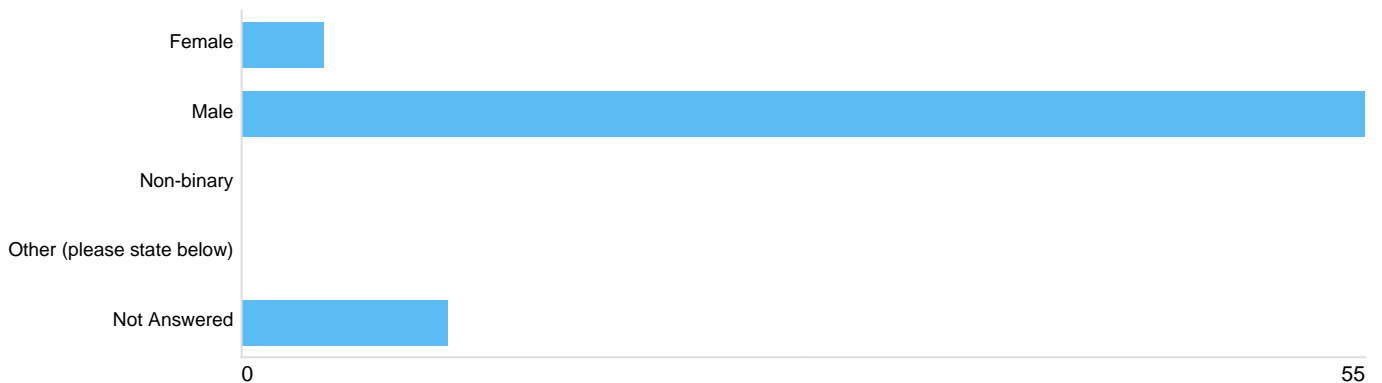
**Question 10: Gender Identity**

**Gender Identity**



Option	Total	Percent
Yes	61	88.41%
No	1	1.45%
Not Answered	7	10.14%

**How do you identify?**



Option	Total	Percent
Female	4	5.80%
Male	55	79.71%
Non-binary	0	0.00%
Other (please state below)	0	0.00%
Not Answered	10	14.49%

**If you chose other, please state here**

There were 0 responses to this part of the question.



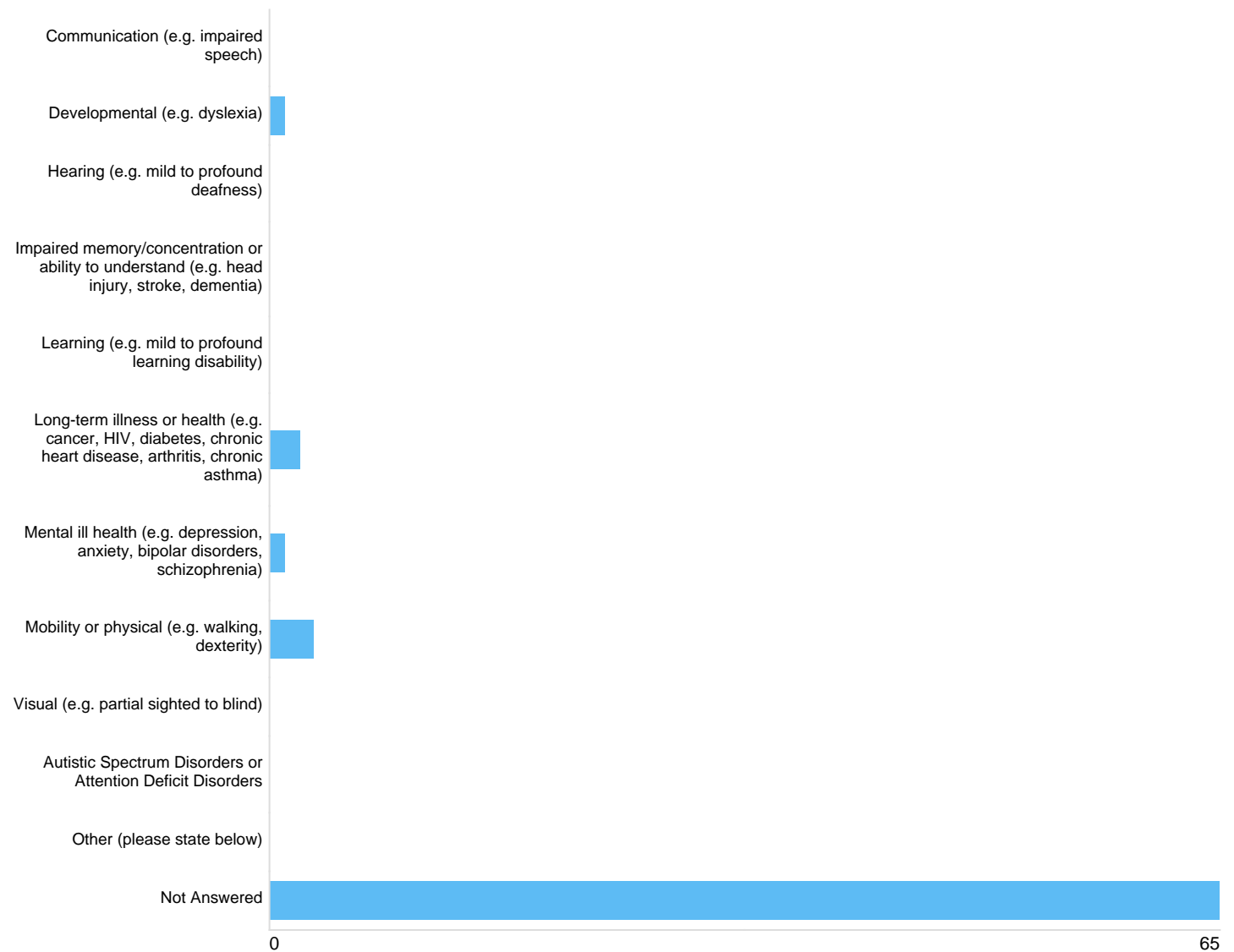
## Question 11: Disability

### disability



Option	Total	Percent
Yes	6	8.70%
No	57	82.61%
Not Answered	6	8.70%

### Disability detail



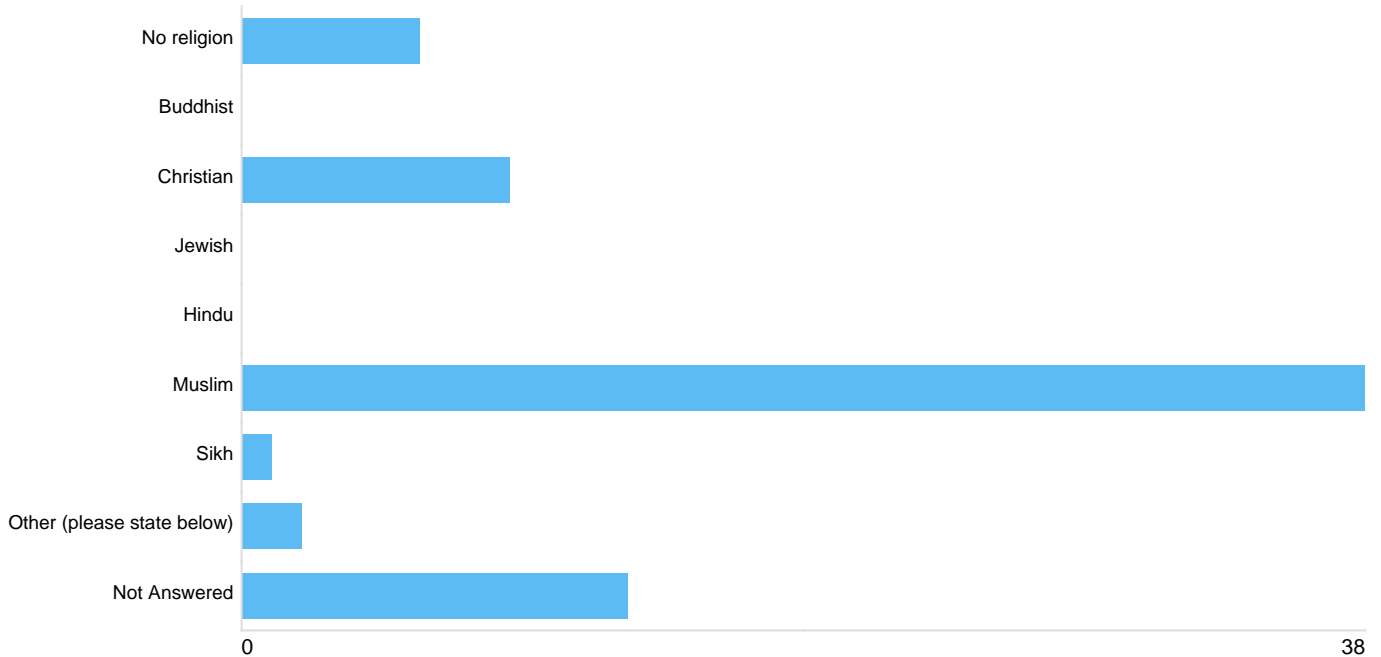
Option	Total	Percent
Communication (e.g. impaired speech)	0	0.00%
Developmental (e.g. dyslexia)	1	1.45%
Hearing (e.g. mild to profound deafness)	0	0.00%
Impaired memory/concentration or ability to understand (e.g. head injury, stroke, dementia)	0	0.00%
Learning (e.g. mild to profound learning disability)	0	0.00%
Long-term illness or health (e.g. cancer, HIV, diabetes, chronic heart disease, arthritis, chronic asthma)	2	2.90%
Mental ill health (e.g. depression, anxiety, bipolar disorders, schizophrenia)	1	1.45%
Mobility or physical (e.g. walking, dexterity)	3	4.35%
Visual (e.g. partial sighted to blind)	0	0.00%
Autistic Spectrum Disorders or Attention Deficit Disorders	0	0.00%
Other (please state below)	0	0.00%
Not Answered	65	94.20%

**other disability**

There was 1 response to this part of the question.

**Question 12: Religion/Belief**

**Religion/belief**



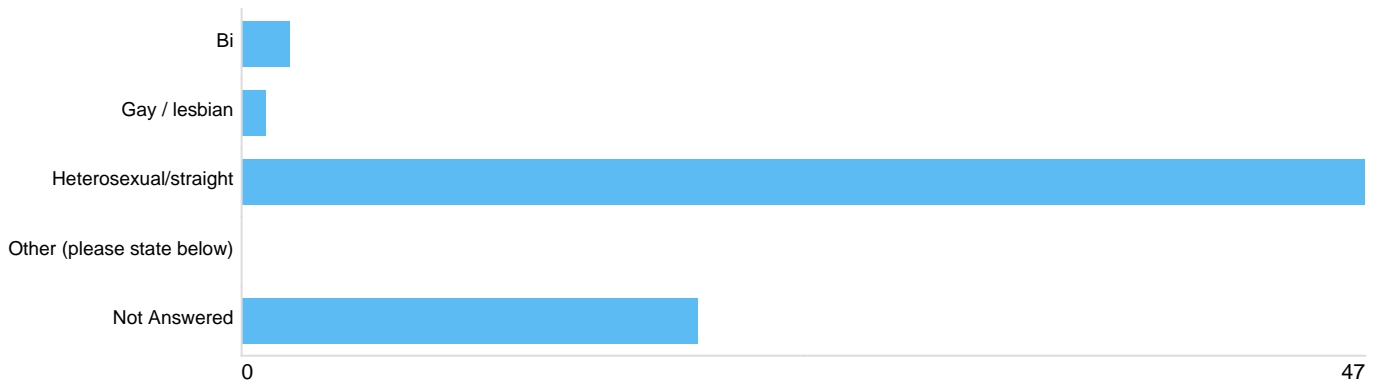
Option	Total	Percent
No religion	6	8.70%
Buddhist	0	0.00%
Christian	9	13.04%
Jewish	0	0.00%
Hindu	0	0.00%
Muslim	38	55.07%
Sikh	1	1.45%
Other (please state below)	2	2.90%
Not Answered	13	18.84%

**other faith**

There were 2 responses to this part of the question.

### Question 13: Sexual orientation

#### *Sexual orientation*



Option	Total	Percent
Bi	2	2.90%
Gay / lesbian	1	1.45%
Heterosexual/straight	47	68.12%
Other (please state below)	0	0.00%
Not Answered	19	27.54%

#### *other sexuality*

There was 1 response to this part of the question.

This page is intentionally left blank