

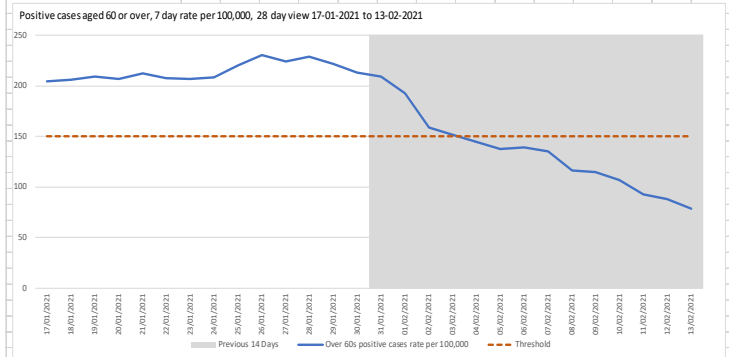
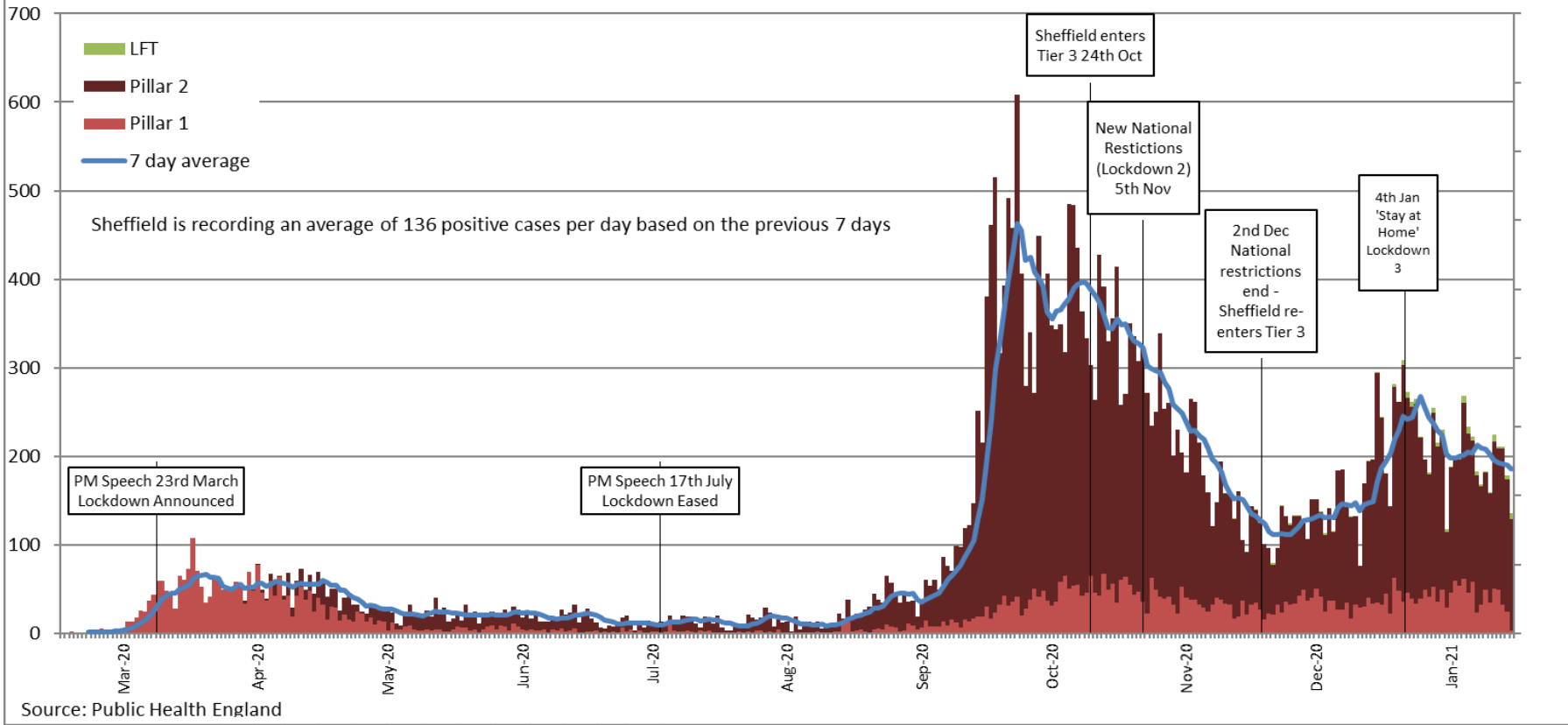
# COVID 19 Situation update

## 17<sup>th</sup> Feb 2021

# Points of focus

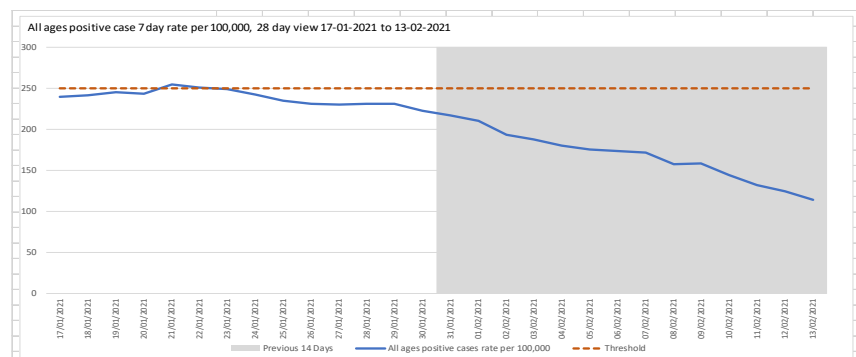
1. Epidemiology
2. Vaccination
3. Short term forward look, longer term
4. Basic strategy

# Covid-19 Positive Tests (Pillar 1, Pillar 2, LFT) 01/03/2020 to 29/01/21



Previous 14 days	
Date	7 day rate per 100,000 for over 65s
31/01/2021	209.2
01/02/2021	192.6
02/02/2021	158.7
03/02/2021	152.1
04/02/2021	144.7
05/02/2021	137.2
06/02/2021	138.9
07/02/2021	135.6
08/02/2021	116.6
09/02/2021	114.9
10/02/2021	106.6
11/02/2021	92.6
12/02/2021	88.5
13/02/2021	78.5

Over 60s rate



Previous 14 days	
Date	7 day rate per 100,000 for all ages
31/01/2021	216.6
01/02/2021	210.5
02/02/2021	193.2
03/02/2021	187.6
04/02/2021	180.2
05/02/2021	175.9
06/02/2021	173.9
07/02/2021	171.3
08/02/2021	157.8
09/02/2021	158.3
10/02/2021	144.1
11/02/2021	131.8
12/02/2021	124.3
13/02/2021	114.6

All age rate

# Headlines

R < 1 (only just)

7% positivity

Cases evenly spread across Sheffield

Coming down in all age groups (but still high)

Hospital activity coming down (high level, and will slowly decline)

# Points of focus

1. Epidemiology
2. Vaccination
3. Short term forward look, longer term
4. Basic strategy