

## Appendix 11 – Survey Results from the Hillsborough Park Activity Hub Consultation April 2022



The consultation was live from 04/04/2022 to 02/05/2022

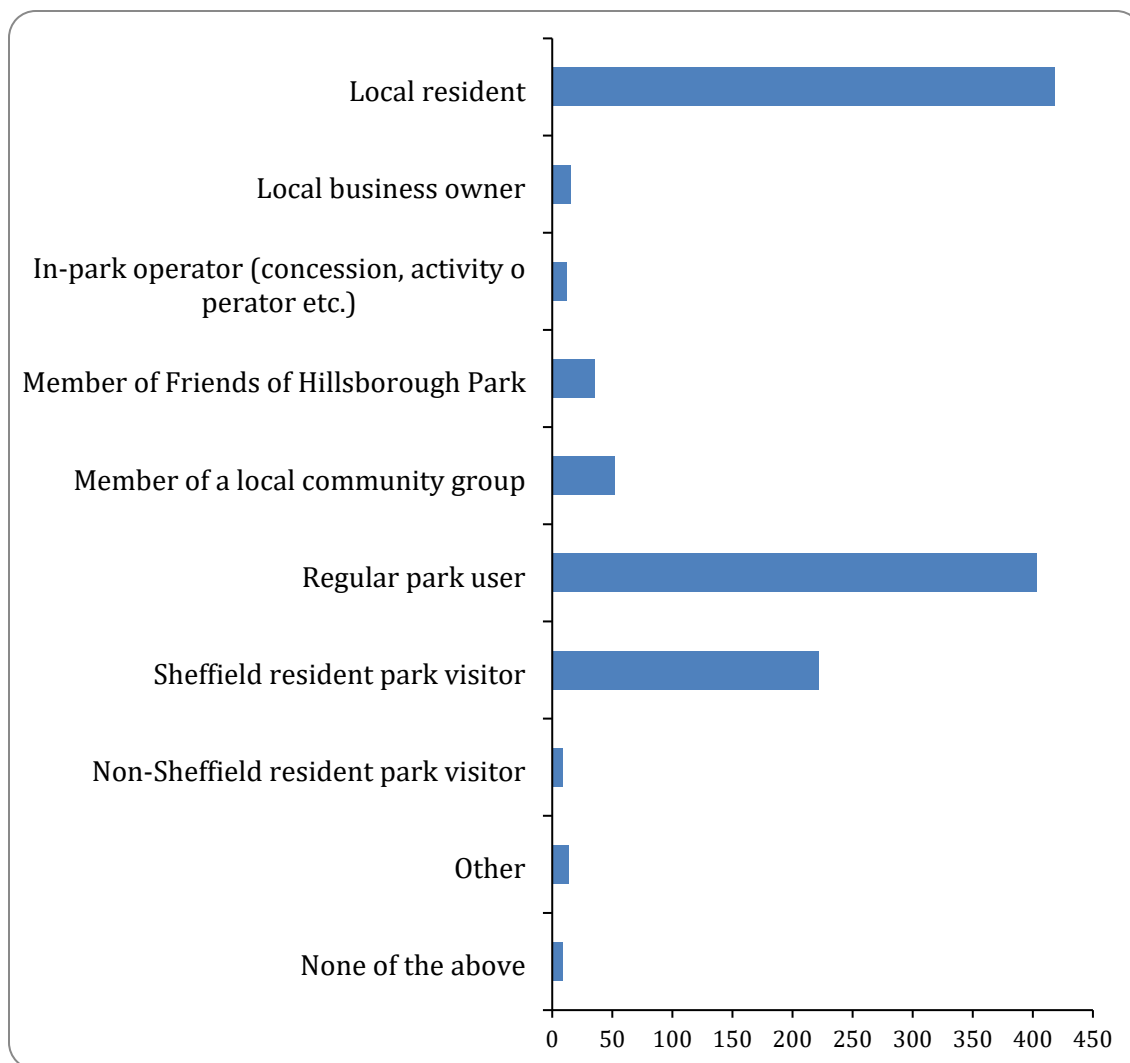
There were 607 responses to this survey

A series of FAQs were provided to give greater context to the proposal – these can be found on page 40 of this document.

### **1: What type of involvement do you have with Hillsborough Park? Please select all that are relevant.**

#### **Q1 stakeholder**

There were 607 responses to this part of the question.



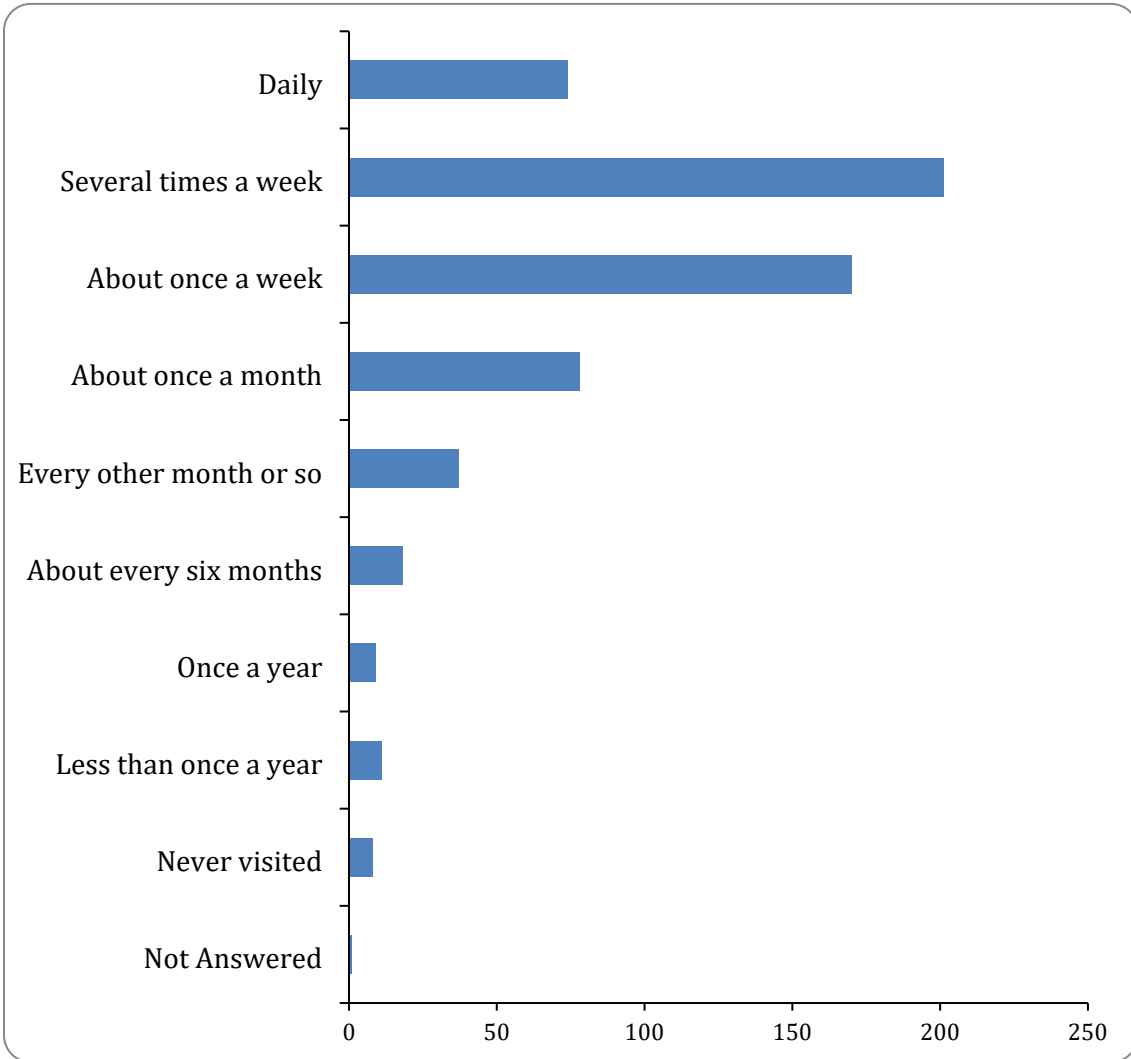
Option	Total	Percent
Local resident	418	68.86%
Local business owner	15	2.47%
In-park operator (concession, activity operator etc.)	12	1.98%
Member of Friends of Hillsborough Park	35	5.77%
Member of a local community group	52	8.57%
Regular park user	403	66.39%
Sheffield resident park visitor	222	36.57%
Non-Sheffield resident park visitor	9	1.48%

<b>Other</b>	14	2.31%
<b>None of the above</b>	9	1.48%
<b>Not Answered</b>	0	0.00%

## 2: How often do you visit Hillsborough Park?

### Q2 visiting

There were 606 responses to this part of the question.



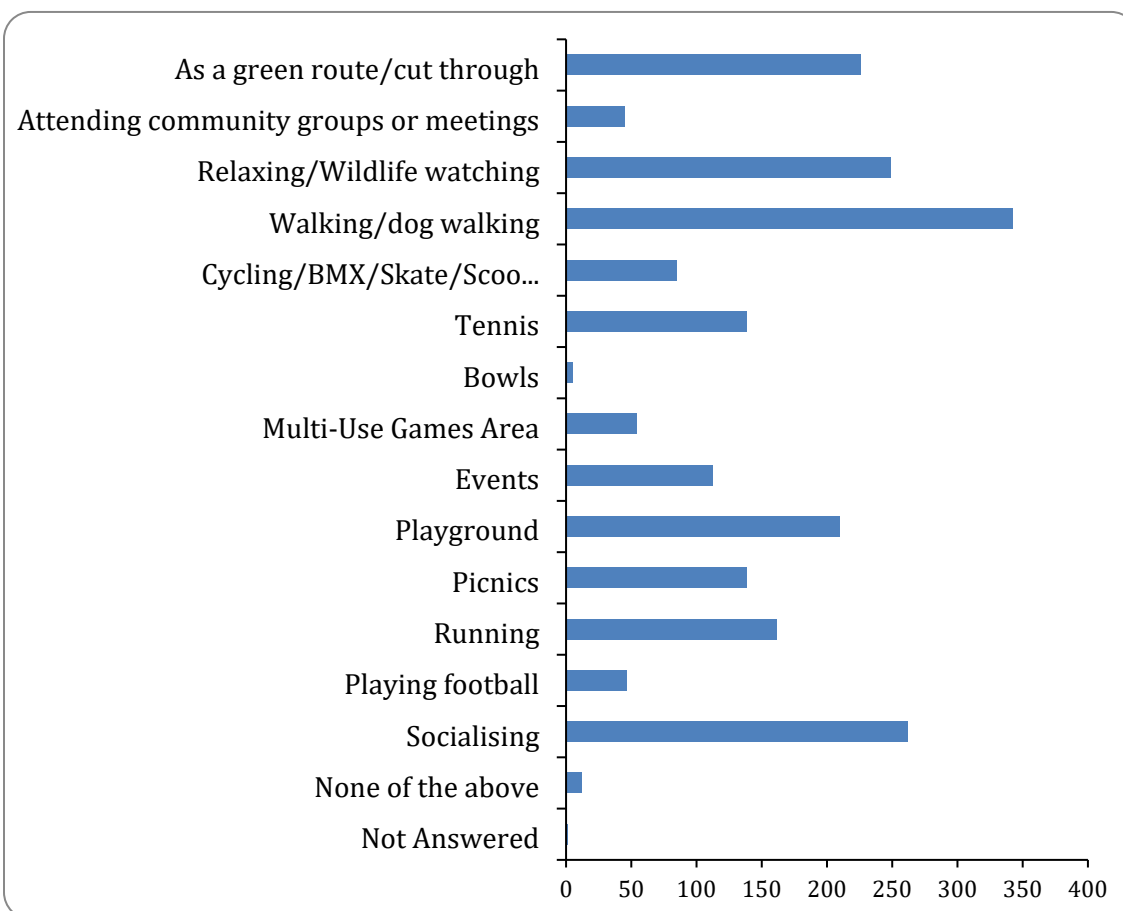
Option	Total	Percent
<b>Daily</b>	74	12.19%
<b>Several times a week</b>	201	33.11%
<b>About once a week</b>	170	28.01%
<b>About once a month</b>	78	12.85%
<b>Every other month or so</b>	37	6.10%

<b>About every six months</b>	18	2.97%
<b>Once a year</b>	9	1.48%
<b>Less than once a year</b>	11	1.81%
<b>Never visited</b>	8	1.32%
<b>Not Answered</b>	1	0.16%

**3: What are your main reasons for visiting the park? Please select all that apply.**

**Q3 visiting**

There were 606 responses to this part of the question.



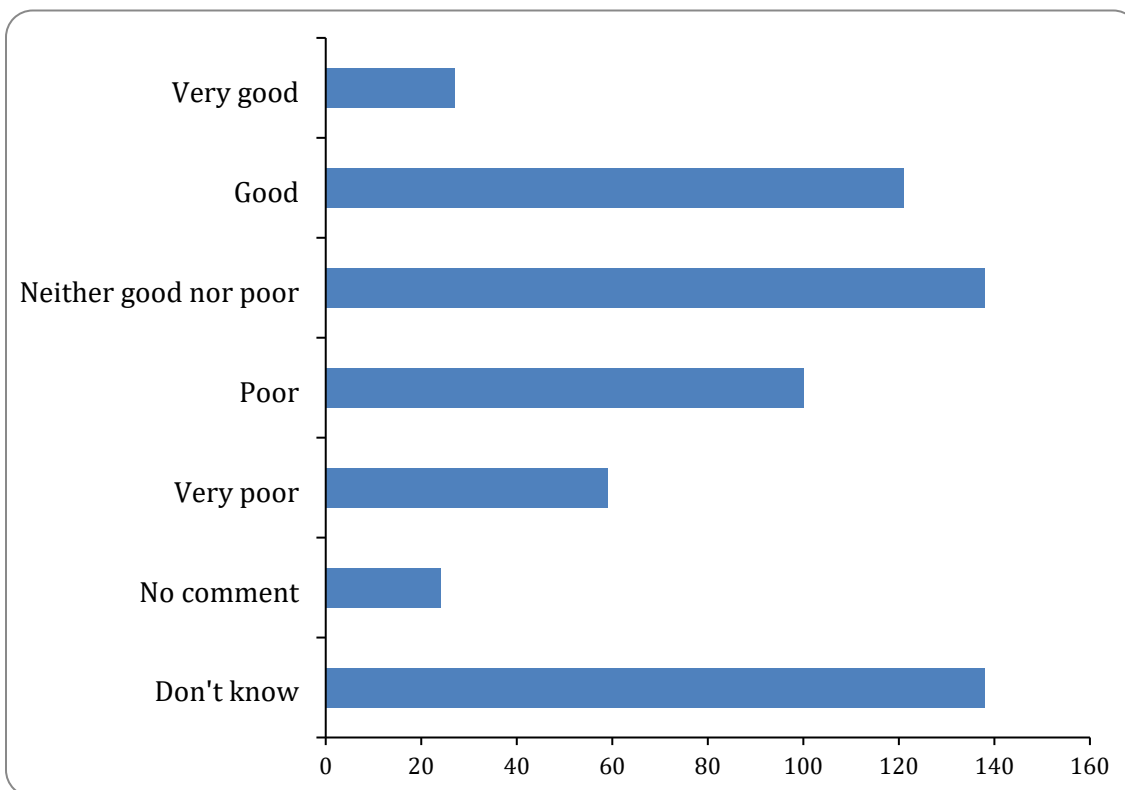
Option	Total	Percent
<b>As a green route/cut through</b>	226	37.23%
<b>Attending community groups or meetings</b>	45	7.41%
<b>Relaxing/Wildlife watching</b>	249	41.02%
<b>Walking/dog walking</b>	342	56.34%

<b>Cycling/BMX/Skate/Scoot</b>	85	14.00%
<b>Tennis</b>	138	22.73%
<b>Bowls</b>	5	0.82%
<b>Multi-Use Games Area</b>	54	8.90%
<b>Events</b>	112	18.45%
<b>Playground</b>	210	34.60%
<b>Picnics</b>	138	22.73%
<b>Running</b>	161	26.52%
<b>Playing football</b>	46	7.58%
<b>Socialising</b>	262	43.16%
<b>None of the above</b>	12	1.98%
<b>Not Answered</b>	1	0.16%

**4: Focusing on the multi-use games area, how do you rate the following?**

**Q4 MUGA rating - Multi-use games area (MUGA) surface**

There were 607 responses to this part of the question.

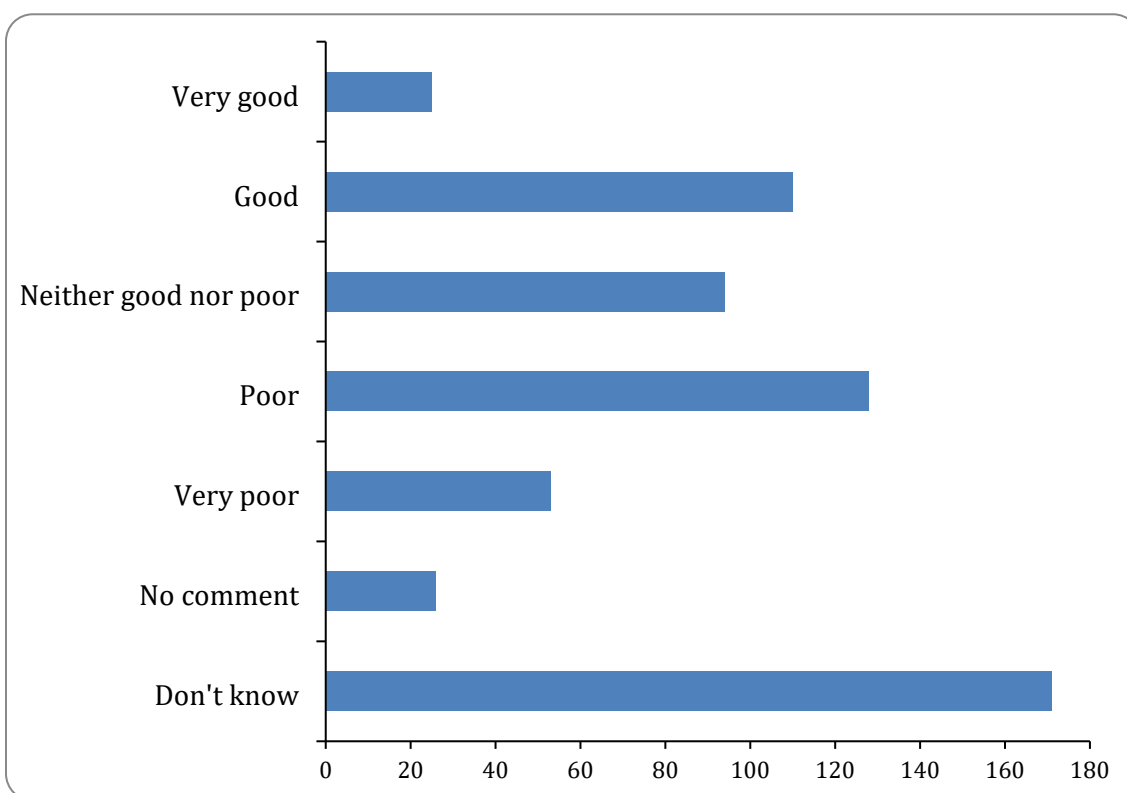


Option	Total	Percent
<b>Very good</b>	27	4.45%
<b>Good</b>	121	19.93%
<b>Neither good nor poor</b>	138	22.73%

<b>Poor</b>	100	16.47%
<b>Very poor</b>	59	9.72%
<b>No comment</b>	24	3.95%
<b>Don't know</b>	138	22.73%
<b>Not Answered</b>	0	0.00%

#### Q4 MUGA rating - Multi-use games area (MUGA) lighting

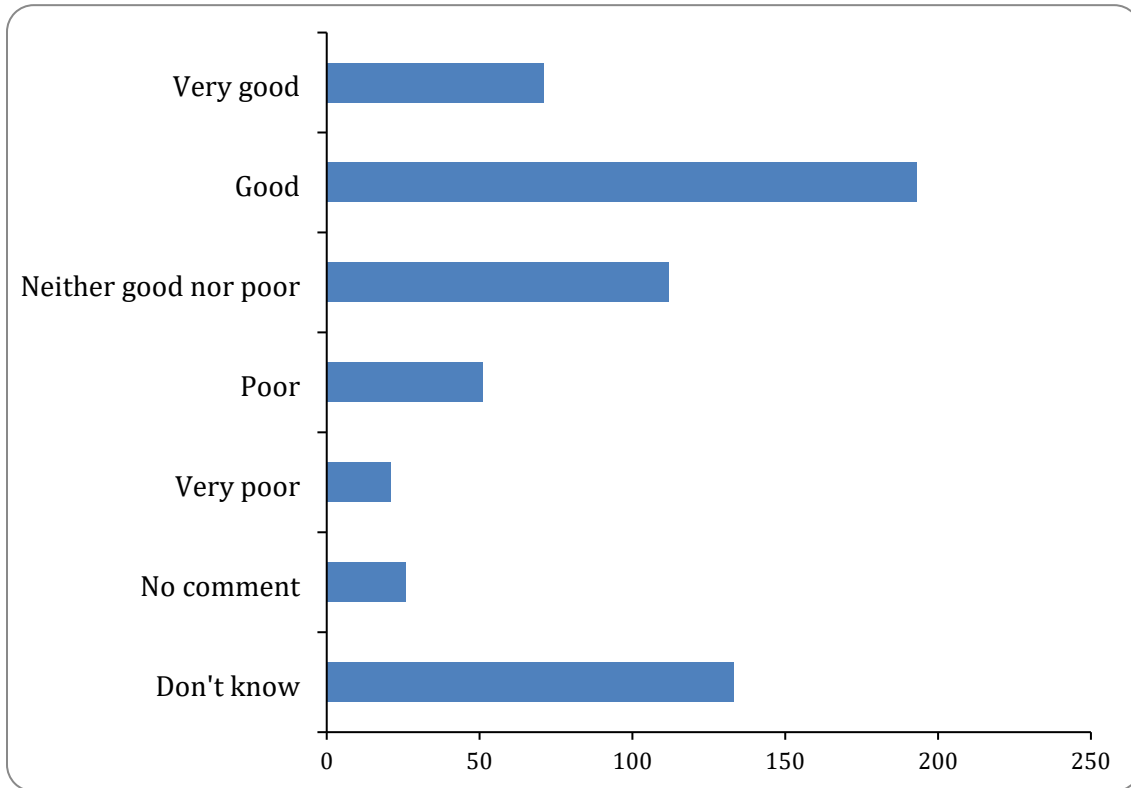
There were 607 responses to this part of the question.



Option	Total	Percent
<b>Very good</b>	25	4.12%
<b>Good</b>	110	18.12%
<b>Neither good nor poor</b>	94	15.49%
<b>Poor</b>	128	21.09%
<b>Very poor</b>	53	8.73%
<b>No comment</b>	26	4.28%
<b>Don't know</b>	171	28.17%
<b>Not Answered</b>	0	0.00%

**Q4 MUGA rating - Accessibility to the Multi-use games area (MUGA)**

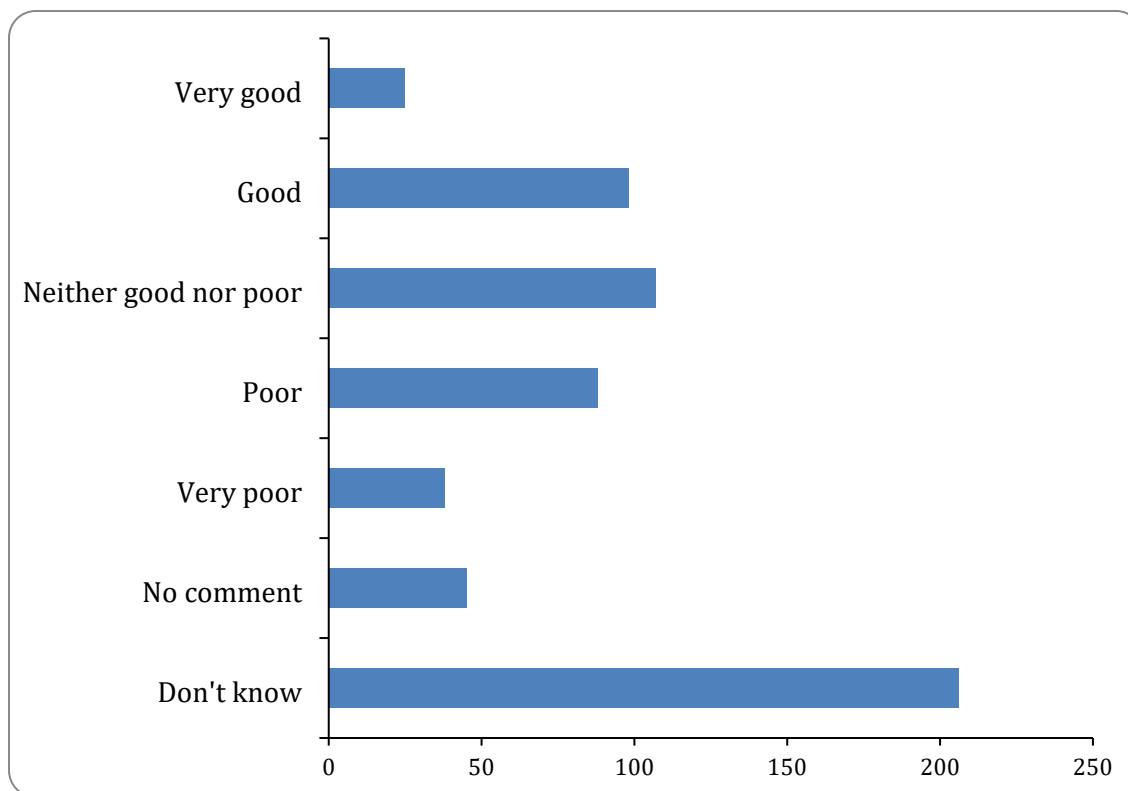
There were 607 responses to this part of the question.



Option	Total	Percent
Very good	71	11.70%
Good	193	31.80%
Neither good nor poor	112	18.45%
Poor	51	8.40%
Very poor	21	3.46%
No comment	26	4.28%
Don't know	133	21.91%
Not Answered	0	0.00%

**Q4 MUGA rating - Table Tennis**

There were 607 responses to this part of the question.



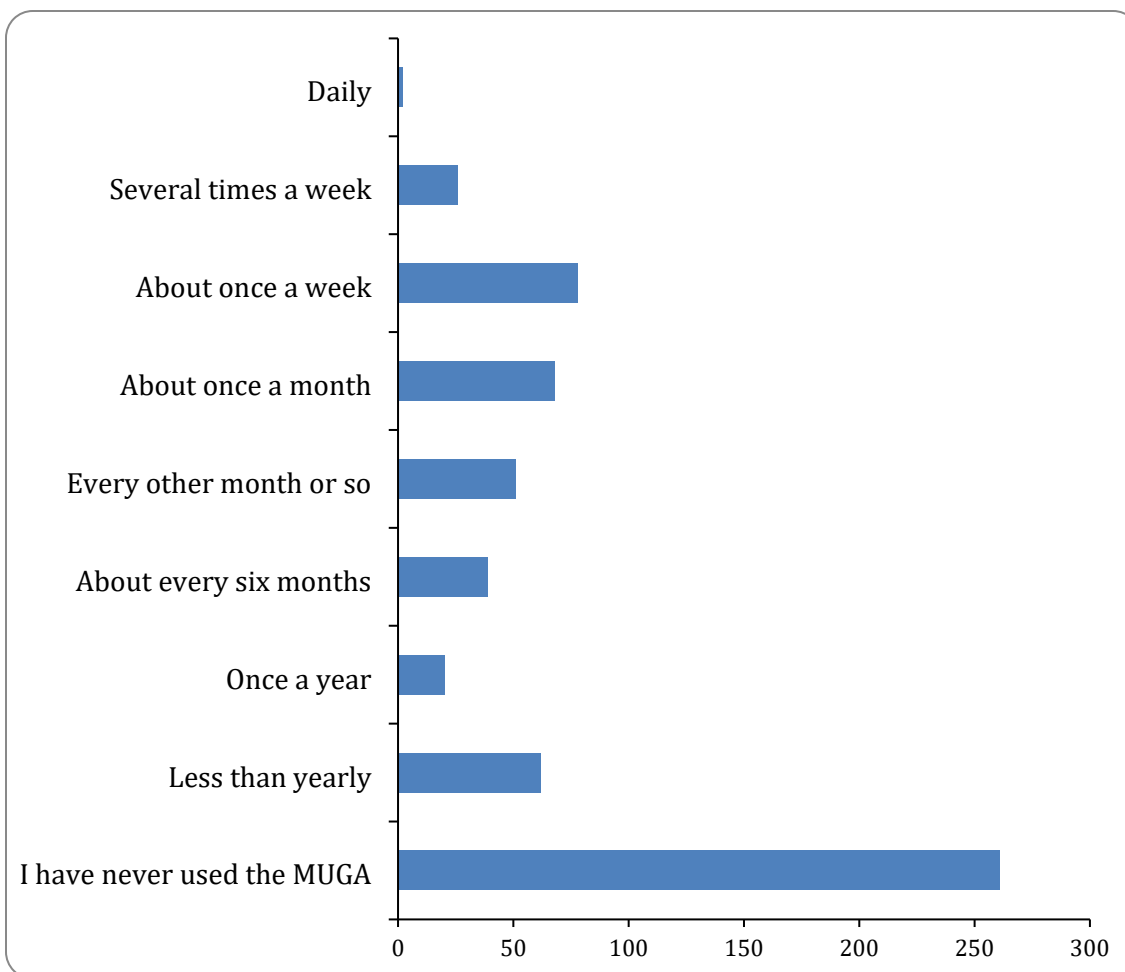
Option	Total	Percent
Very good	25	4.12%
Good	98	16.14%
Neither good nor poor	107	17.63%
Poor	88	14.50%
Very poor	38	6.26%
No comment	45	7.41%
Don't know	206	33.94%
Not Answered	0	0.00%

### 5: How often to you use the Multi-Use Games Area?

#### Q5 MUGA use

There were 607 responses to this part of the question.



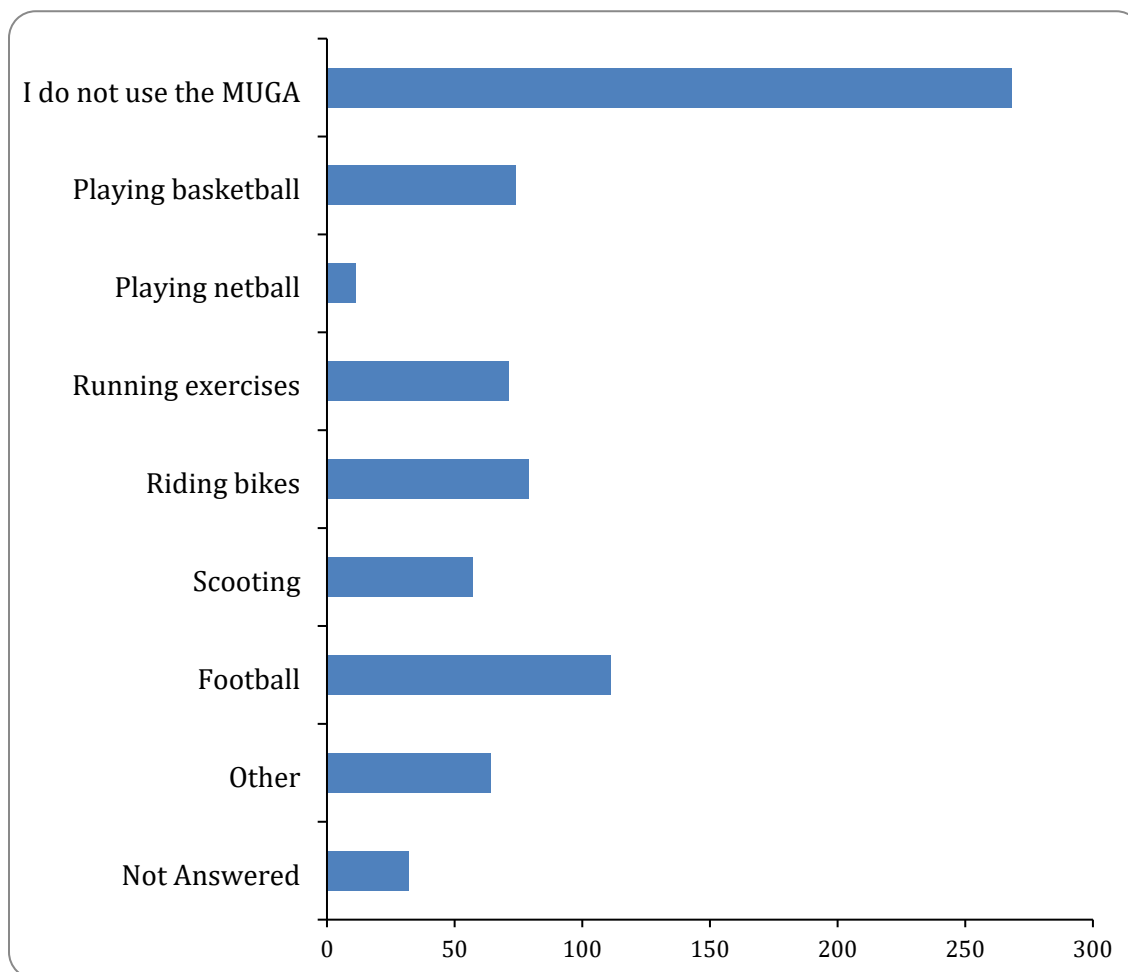


Option	Total	Percent
Daily	2	0.33%
Several times a week	26	4.28%
About once a week	78	12.85%
About once a month	68	11.20%
Every other month or so	51	8.40%
About every six months	39	6.43%
Once a year	20	3.29%
Less than yearly	62	10.21%
I have never used the MUGA	261	43.00%
Not Answered	0	0.00%

**6: What do you use the Multi-Use Games Area [MUGA] for? Please select all that apply.**

**Q6 MUGA Use**

There were 575 responses to this part of the question.



Option	Total	Percent
<b>I do not use the MUGA</b>	268	44.15%
<b>Playing basketball</b>	74	12.19%
<b>Playing netball</b>	11	1.81%
<b>Running exercises</b>	71	11.70%
<b>Riding bikes</b>	79	13.01%
<b>Scooting</b>	57	9.39%
<b>Football</b>	111	18.29%
<b>Other</b>	64	10.54%
<b>Not Answered</b>	32	5.27%

**Q6 MUGA use comments**

There were 74 responses to this part of the question which can be found in the raw data

**7: Do you have any further comments about the existing Multi-Use Games Area? (e.g. usage, size, quality or anything else)**

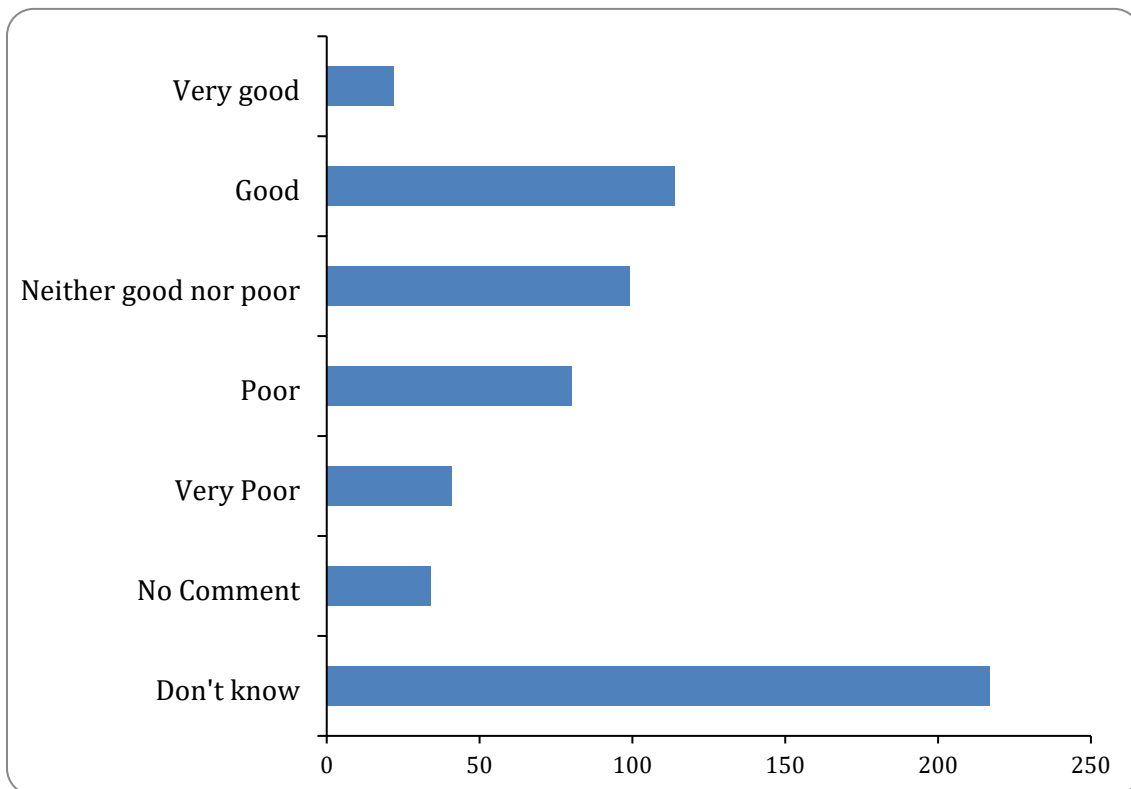
**Q7 MUGA comments**

There were 211 responses to this part of the question, which can be found in the raw data

**8: Focusing on the tennis courts, how do you rate the following?**

**Q8 Tennis court rating - Tennis court surface**

There were 607 responses to this part of the question.

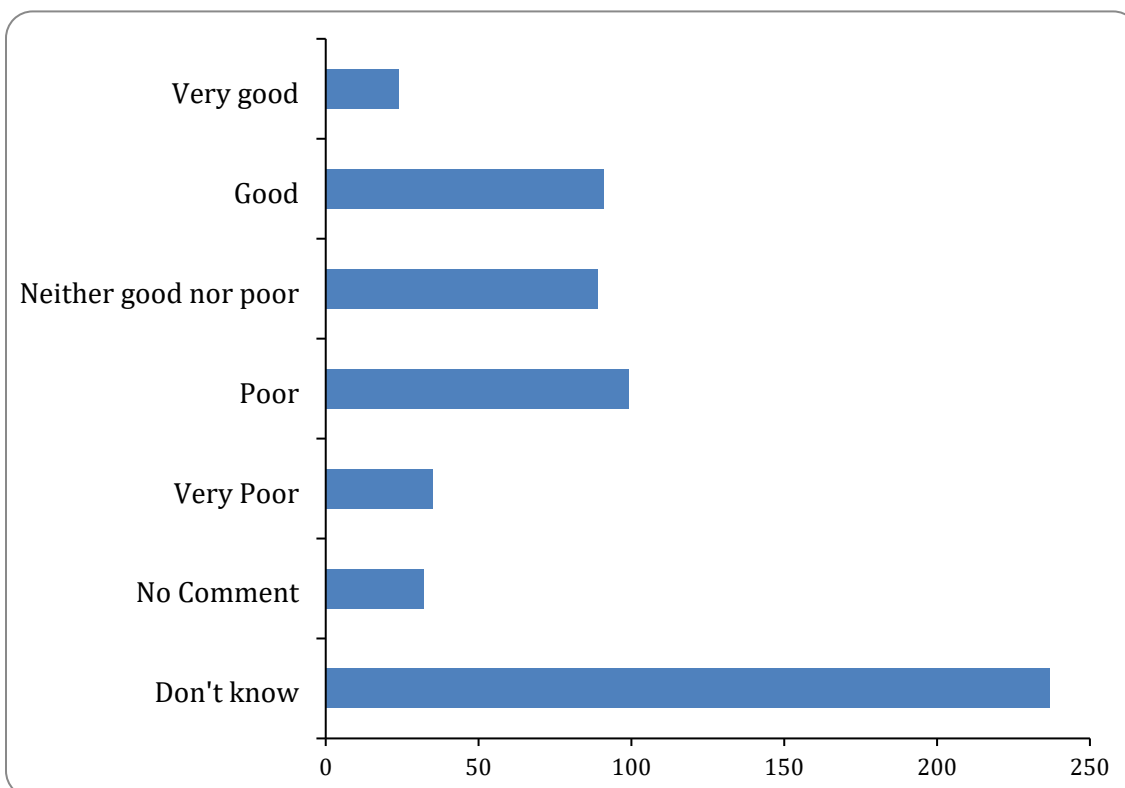


Option	Total	Percent
Very good	22	3.62%
Good	114	18.78%
Neither good nor poor	99	16.31%
Poor	80	13.18%

<b>Very Poor</b>	41	6.75%
<b>No Comment</b>	34	5.60%
<b>Don't know</b>	217	35.75%
<b>Not Answered</b>	0	0.00%

**Q8 Tennis court rating - Tennis court lighting**

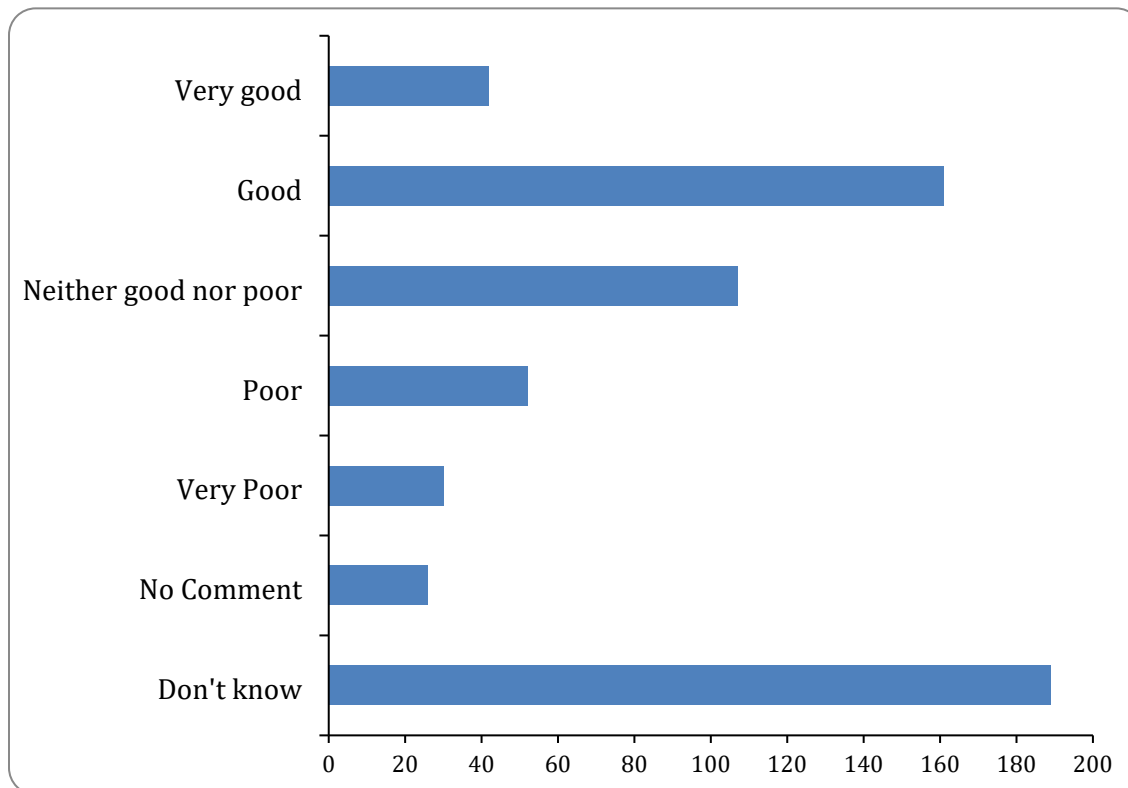
There were 607 responses to this part of the question.



<b>Option</b>	<b>Total</b>	<b>Percent</b>
<b>Very good</b>	24	3.95%
<b>Good</b>	91	14.99%
<b>Neither good nor poor</b>	89	14.66%
<b>Poor</b>	99	16.31%
<b>Very Poor</b>	35	5.77%
<b>No Comment</b>	32	5.27%
<b>Don't know</b>	237	39.04%
<b>Not Answered</b>	0	0.00%

**Q8 Tennis court rating - Accessibility to the tennis court area**

There were 607 responses to this part of the question.

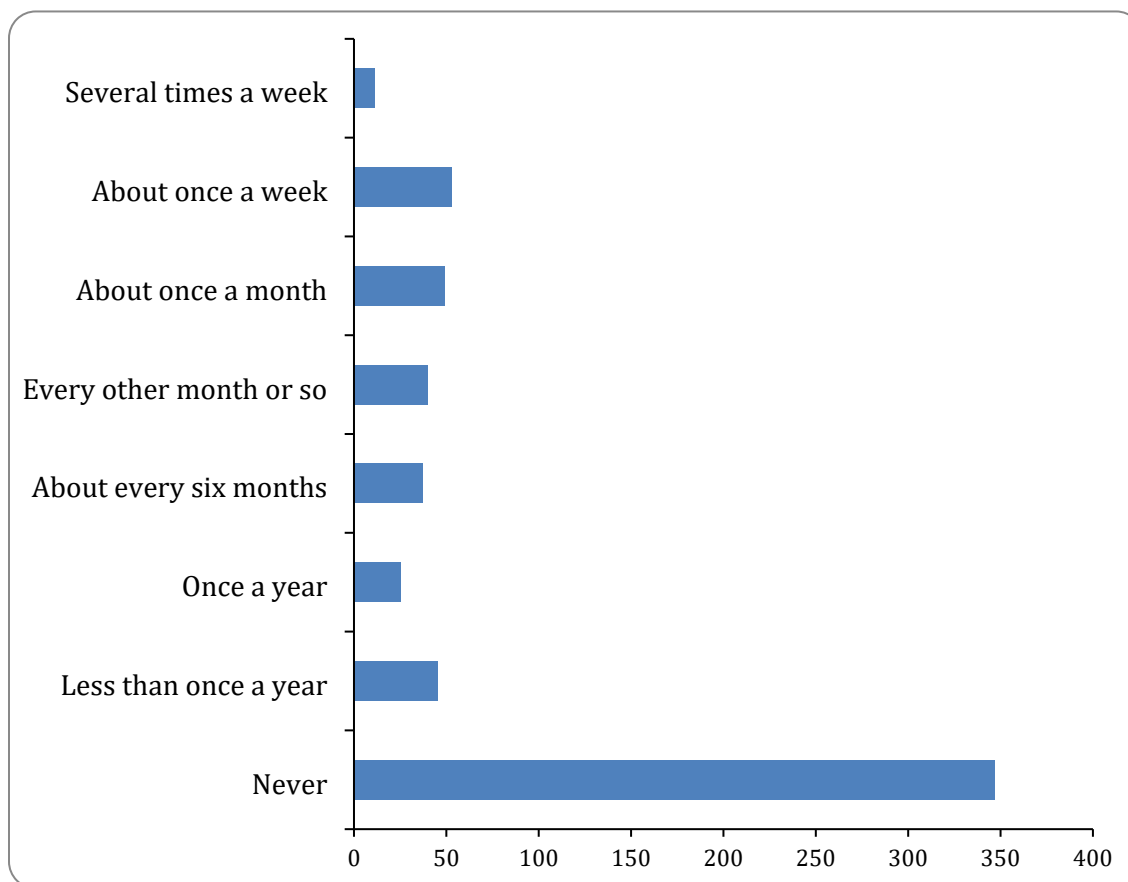


Option	Total	Percent
Very good	42	6.92%
Good	161	26.52%
Neither good nor poor	107	17.63%
Poor	52	8.57%
Very Poor	30	4.94%
No Comment	26	4.28%
Don't know	189	31.14%
Not Answered	0	0.00%

**9: How often do you book to use the tennis courts?**

**Q9 tennis booking**

There were 607 responses to this part of the question.



Option	Total	Percent
Several times a week	11	1.81%
About once a week	53	8.73%
About once a month	49	8.07%
Every other month or so	40	6.59%
About every six months	37	6.10%
Once a year	25	4.12%
Less than once a year	45	7.41%
Never	347	57.17%
Not Answered	0	0.00%

**10: What do you think about the current tennis provision?**

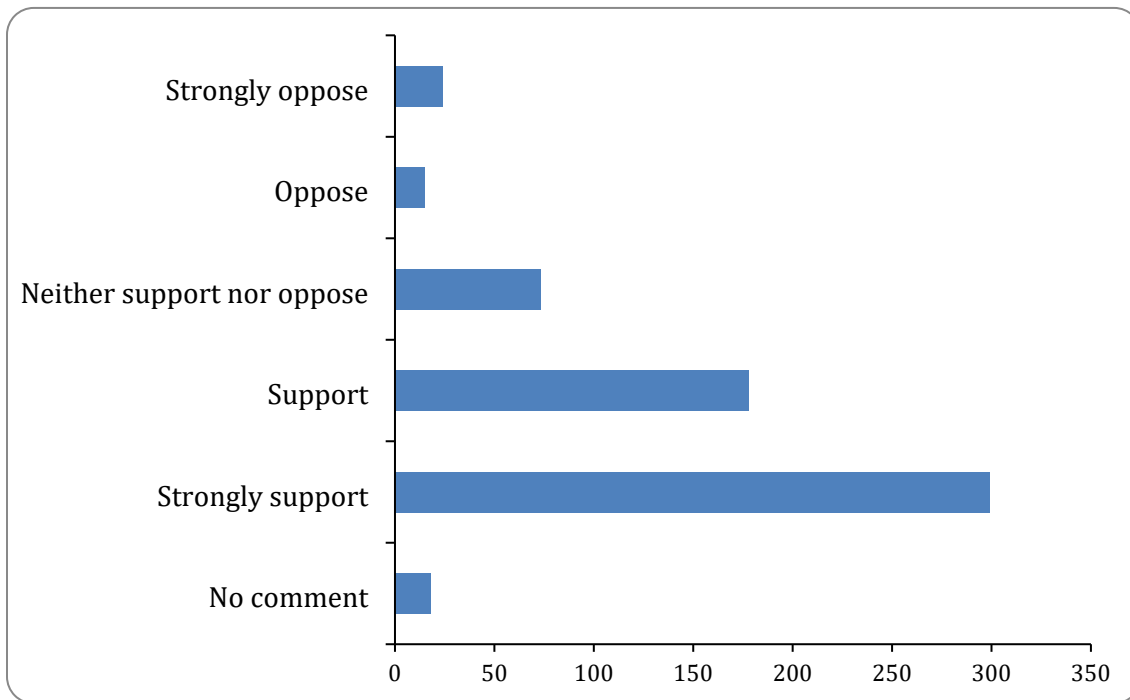
**Q10 tennis comments**

There were 246 responses to this part of the question.

**11: We are exploring the option of renovating the tennis courts and Multi-Use Games Area into a Multi-Activity Hub. What do you think of these proposed new facilities?**

**Q11 new facilities - Resurfaced/floodlit tennis courts**

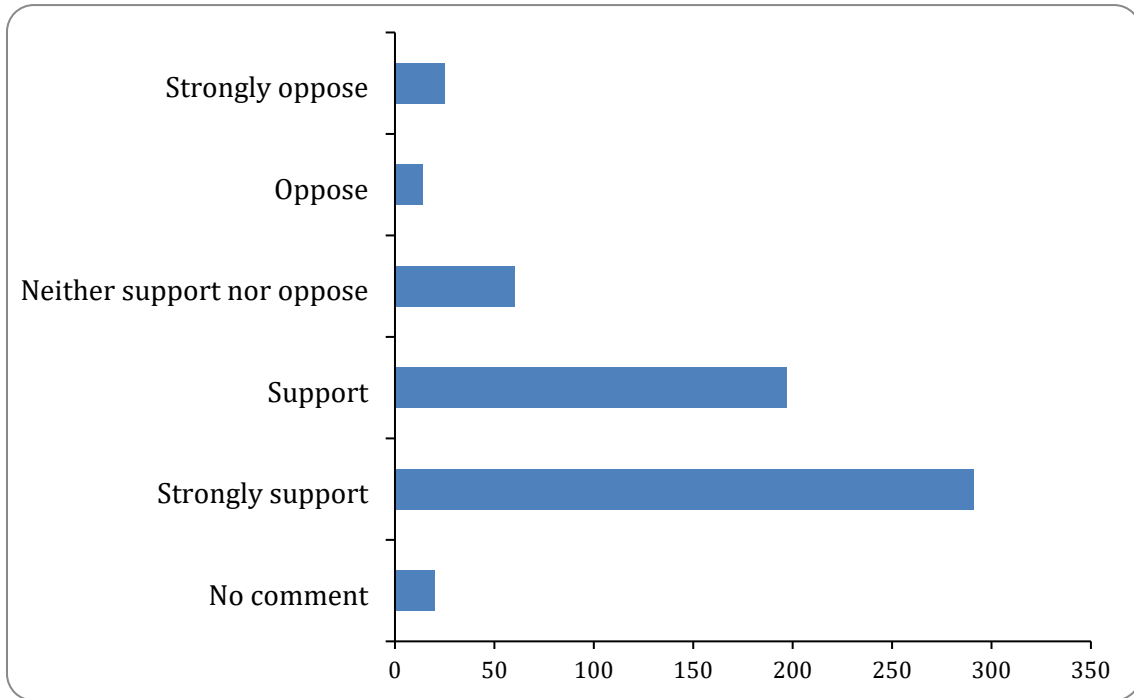
There were 607 responses to this part of the question.



Option	Total	Percent
Strongly oppose	24	3.95%
Oppose	15	2.47%
Neither support nor oppose	73	12.03%
Support	178	29.32%
Strongly support	299	49.26%
No comment	18	2.97%
Not Answered	0	0.00%

**Q11 new facilities - Resurfaced/floodlit MUGA (e.g. for football, basketball, cricket and netball)**

There were 607 responses to this part of the question.

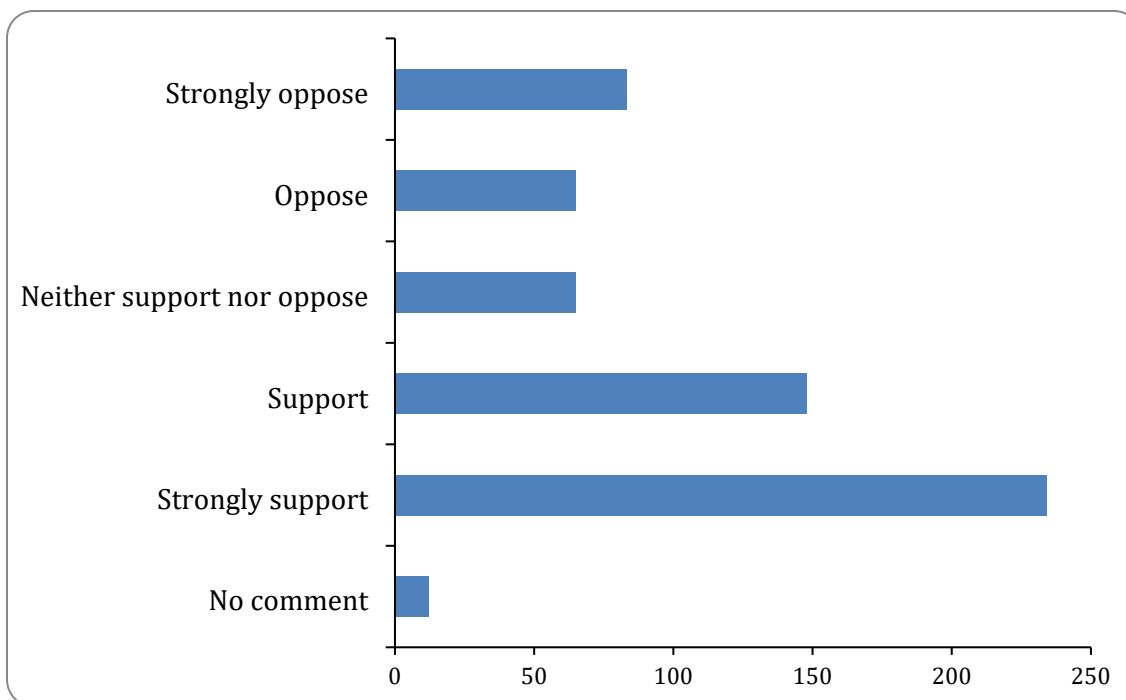


Option	Total	Percent
<b>Strongly oppose</b>	25	4.12%
<b>Oppose</b>	14	2.31%
<b>Neither support nor oppose</b>	60	9.88%
<b>Support</b>	197	32.45%
<b>Strongly support</b>	291	47.94%
<b>No comment</b>	20	3.29%
<b>Not Answered</b>	0	0.00%

**Q11 new facilities - Indoor multi-purpose activity space (e.g. for 'pay as you go' exercise or community get-togethers)**

There were 607 responses to this part of the question.

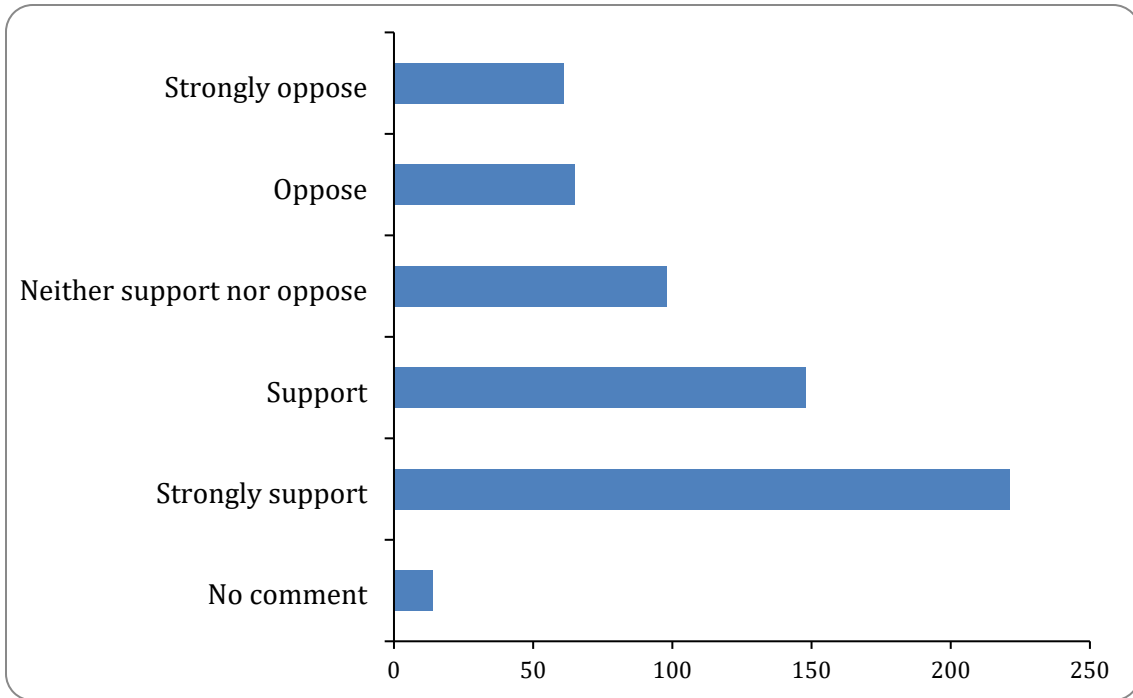




Option	Total	Percent
Strongly oppose	83	13.67%
Oppose	65	10.71%
Neither support nor oppose	65	10.71%
Support	148	24.38%
Strongly support	234	38.55%
No comment	12	1.98%
Not Answered	0	0.00%

**Q11 new facilities - Landscaped mini golf/putting course**

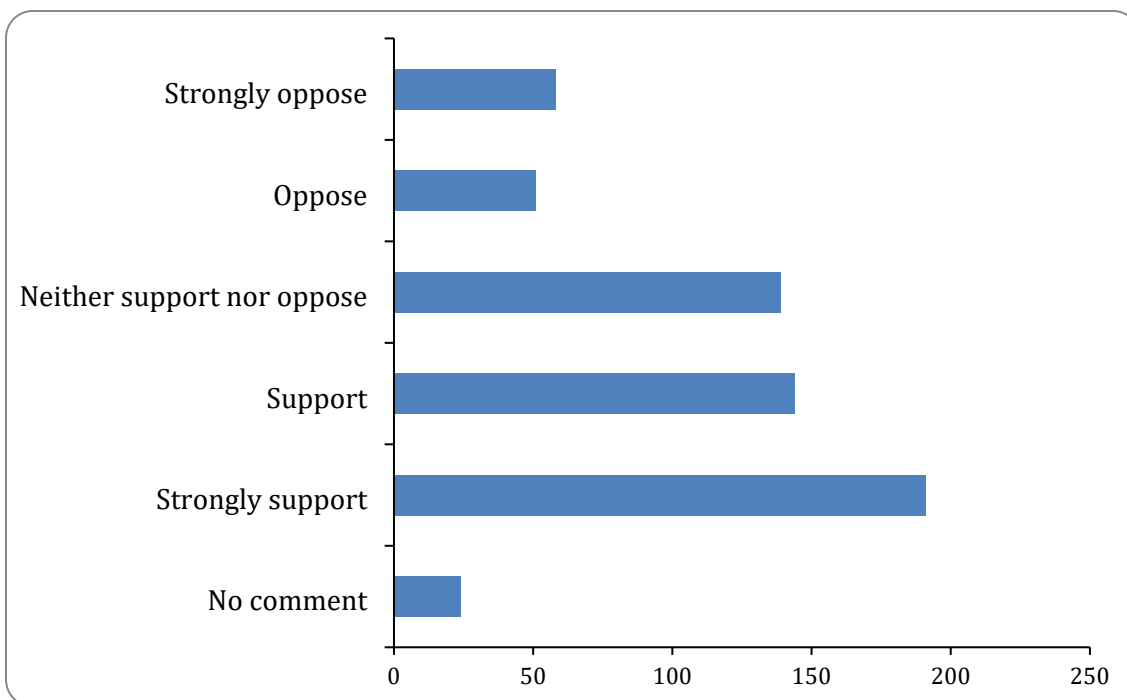
There were 607 responses to this part of the question.



Option	Total	Percent
Strongly oppose	61	10.05%
Oppose	65	10.71%
Neither support nor oppose	98	16.14%
Support	148	24.38%
Strongly support	221	36.41%
No comment	14	2.31%
Not Answered	0	0.00%

**Q11 new facilities - Covered padel tennis (easier, short court game) [additional info below]**

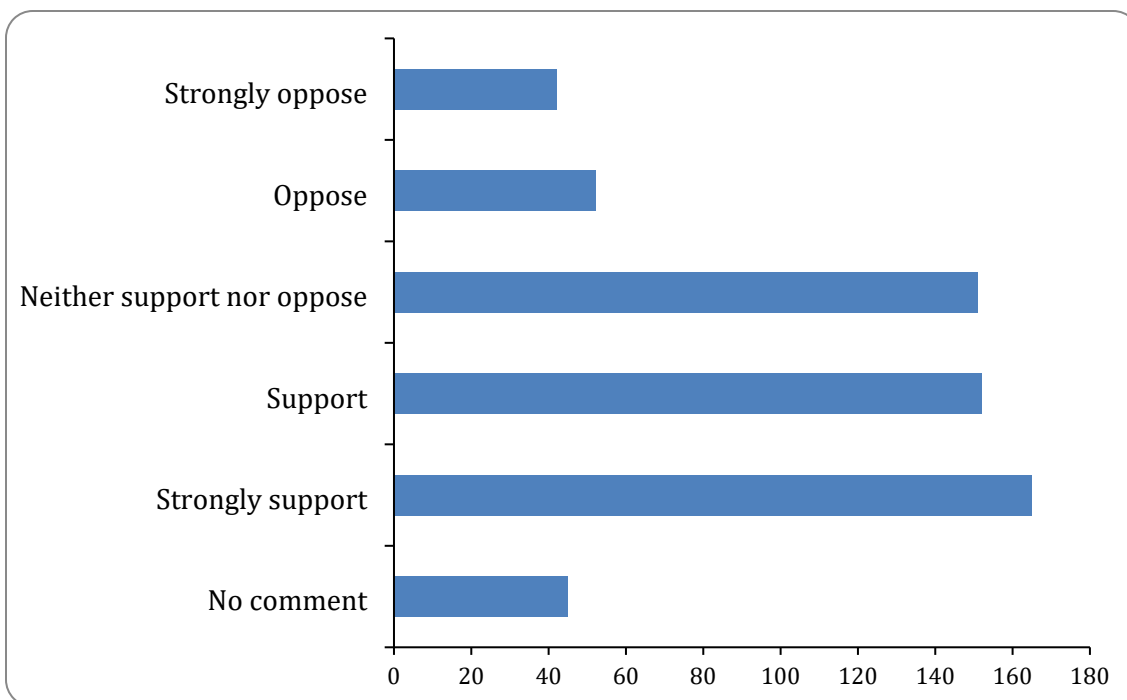
There were 607 responses to this part of the question.



Option	Total	Percent
Strongly oppose	58	9.56%
Oppose	51	8.40%
Neither support nor oppose	139	22.90%
Support	144	23.72%
Strongly support	191	31.47%
No comment	24	3.95%
Not Answered	0	0.00%

**Q11 new facilities - Shuffleboard/petanque [additional info below]**

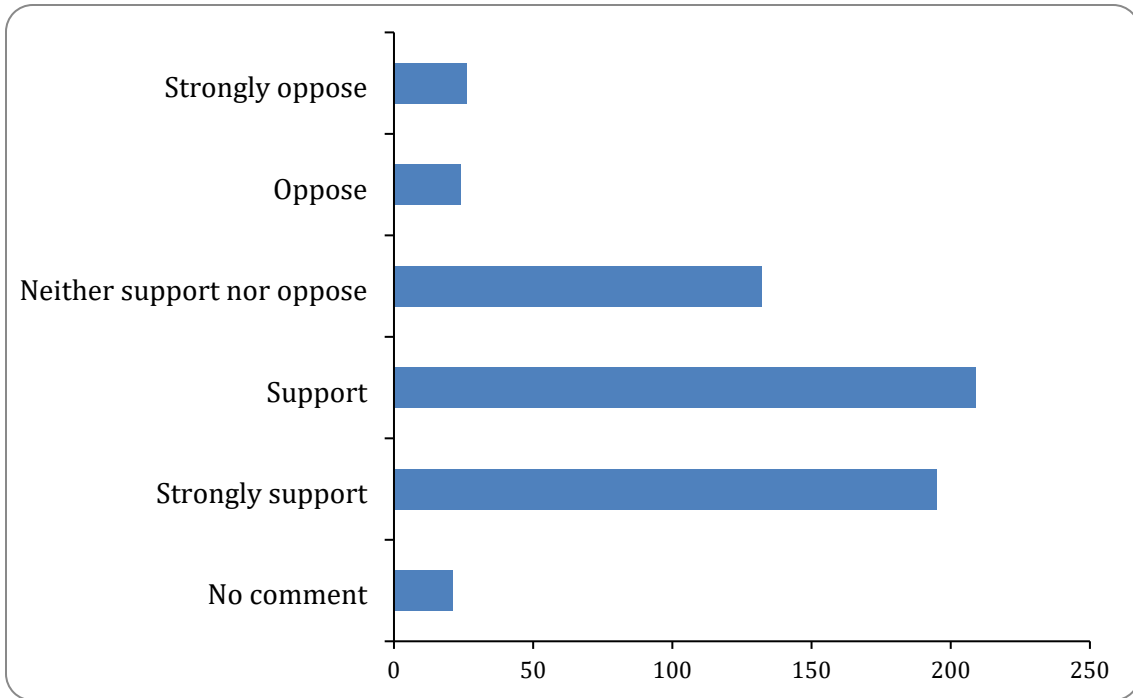
There were 607 responses to this part of the question.



Option	Total	Percent
Strongly oppose	42	6.92%
Oppose	52	8.57%
Neither support nor oppose	151	24.88%
Support	152	25.04%
Strongly support	165	27.18%
No comment	45	7.41%
Not Answered	0	0.00%

**Q11 new facilities - Table tennis tables**

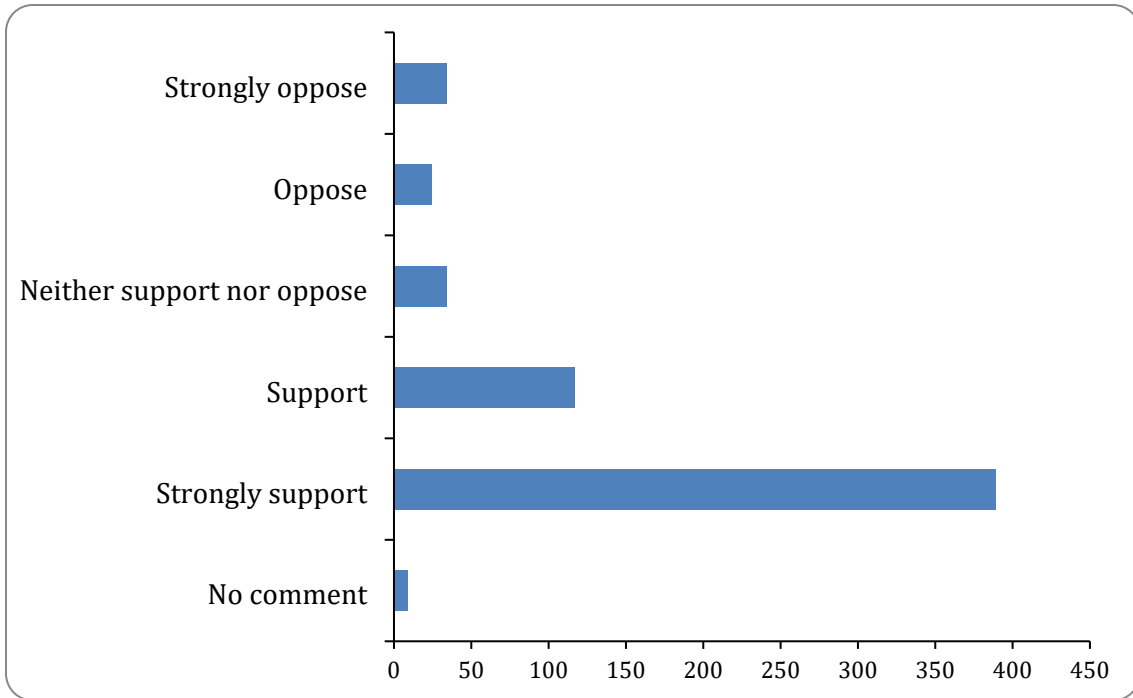
There were 607 responses to this part of the question.



Option	Total	Percent
Strongly oppose	26	4.28%
Oppose	24	3.95%
Neither support nor oppose	132	21.75%
Support	209	34.43%
Strongly support	195	32.13%
No comment	21	3.46%
Not Answered	0	0.00%

**Q11 new facilities - Accessible toilets/welfare and catering facilities**

There were 607 responses to this part of the question.

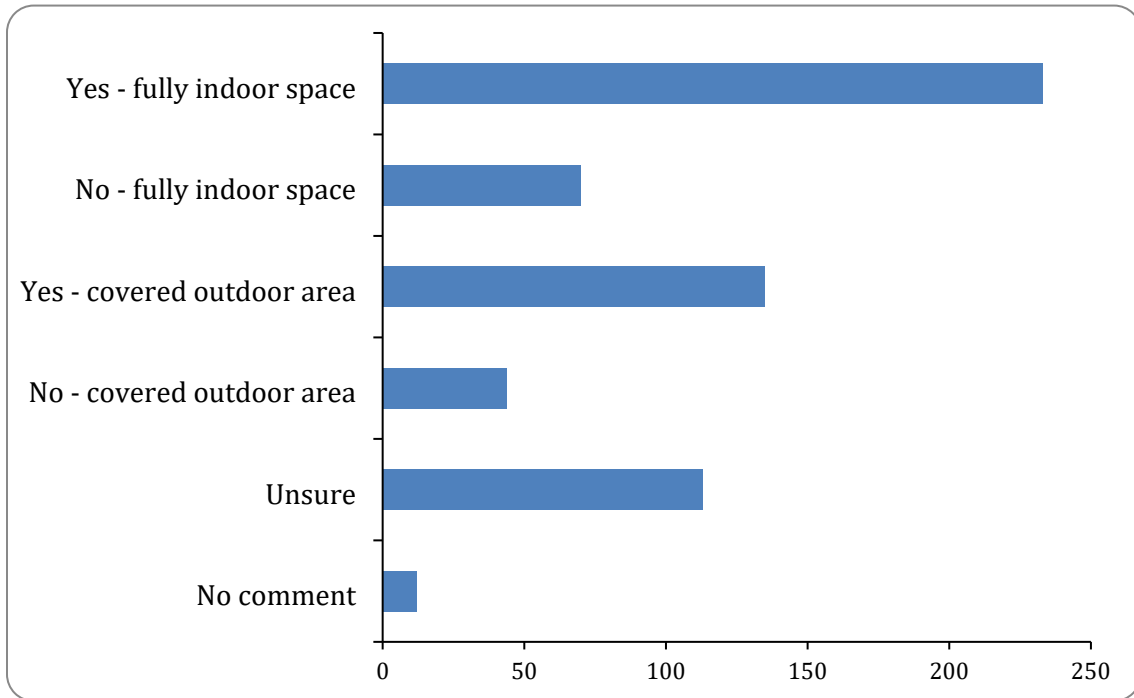


Option	Total	Percent
Strongly oppose	34	5.60%
Oppose	24	3.95%
Neither support nor oppose	34	5.60%
Support	117	19.28%
Strongly support	389	64.09%
No comment	9	1.48%
Not Answered	0	0.00%

**12: From previous consultations regarding Hillsborough Park we have heard differing opinions around the need for additional indoor activity space in Hillsborough Park. Would you support a new indoor activity space for year-round use as part of the Activity Hub?**

**Q12 indoor area**

There were 607 responses to this part of the question.

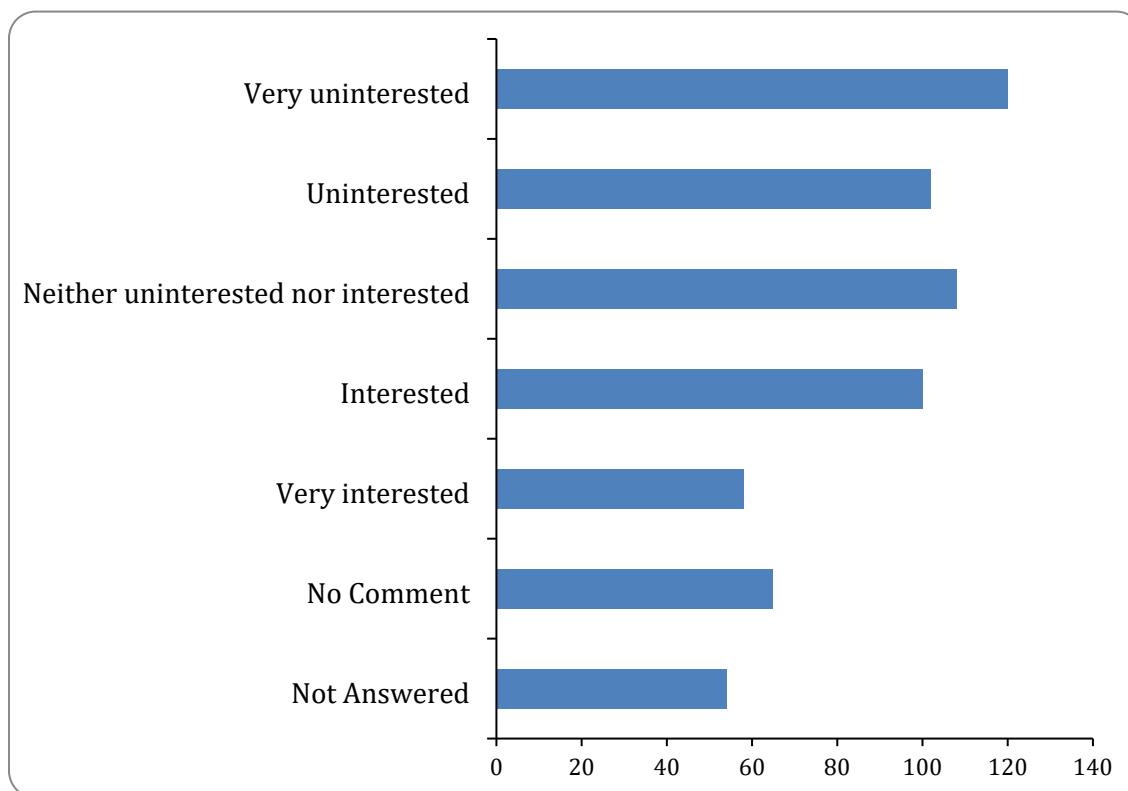


Option	Total	Percent
<b>Yes - fully indoor space</b>	233	38.39%
<b>No - fully indoor space</b>	70	11.53%
<b>Yes - covered outdoor area</b>	135	22.24%
<b>No - covered outdoor area</b>	44	7.25%
<b>Unsure</b>	113	18.62%
<b>No comment</b>	12	1.98%
<b>Not Answered</b>	0	0.00%

**13: If you are supportive of an indoor activity space, how interested would you be in using an indoor space for the following activities?**

**Q13 indoor use - Gentle/moderate activity, e.g. chairrobics**

There were 553 responses to this part of the question.

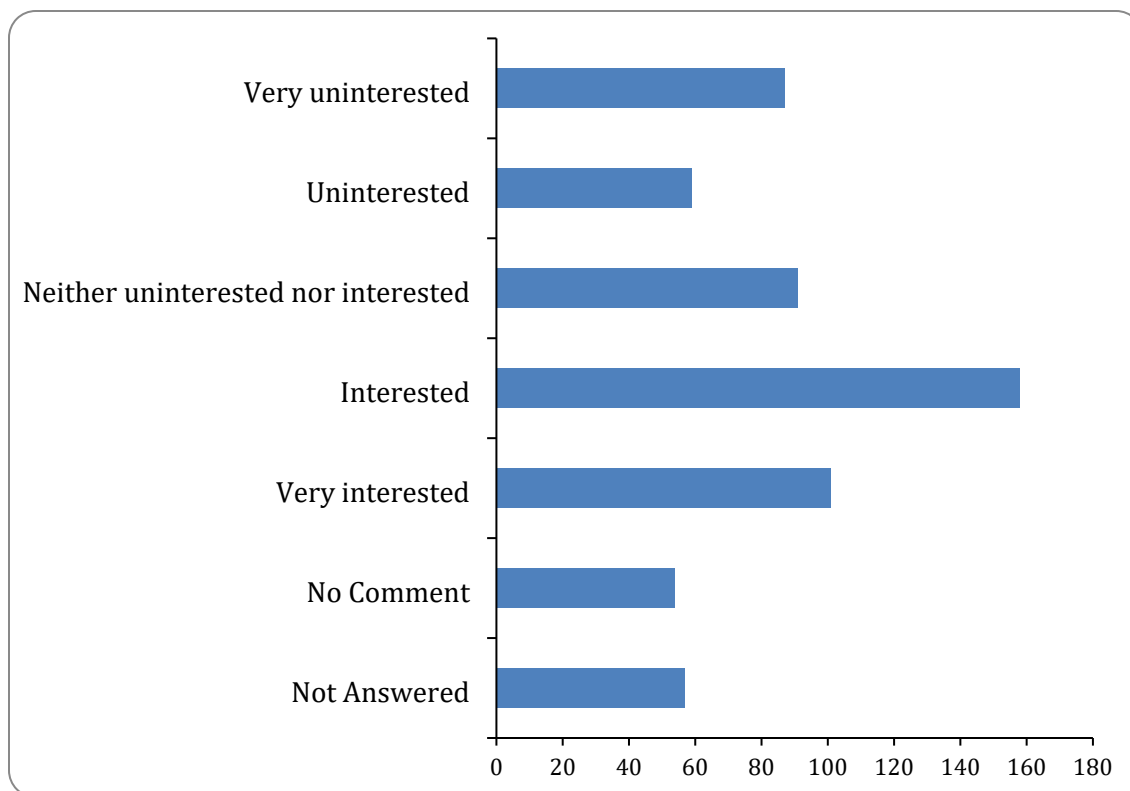


Option	Total	Percent
<b>Very uninterested</b>	120	19.77%
<b>Uninterested</b>	102	16.80%
<b>Neither uninterested nor interested</b>	108	17.79%
<b>Interested</b>	100	16.47%
<b>Very interested</b>	58	9.56%
<b>No Comment</b>	65	10.71%
<b>Not Answered</b>	54	8.90%

**Q13 indoor use - Vigorous activity, e.g. fitness classes**

There were 550 responses to this part of the question.

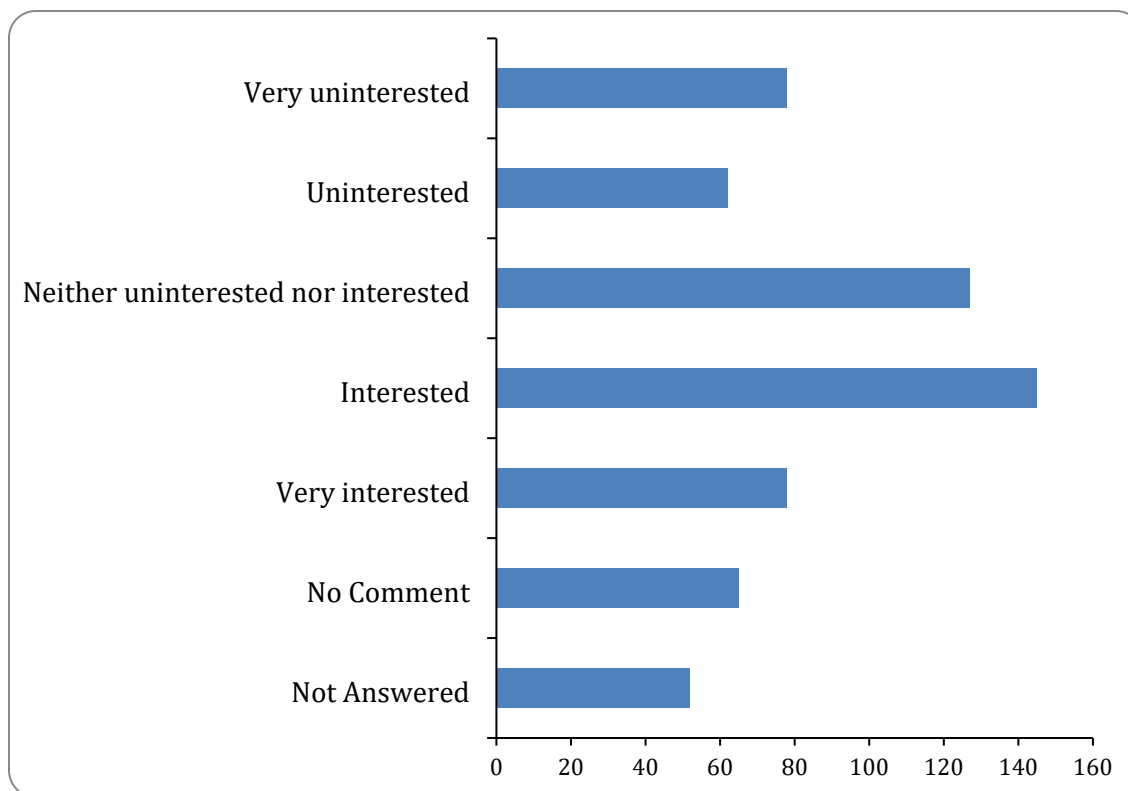




Option	Total	Percent
<b>Very uninterested</b>	87	14.33%
<b>Uninterested</b>	59	9.72%
<b>Neither uninterested nor interested</b>	91	14.99%
<b>Interested</b>	158	26.03%
<b>Very interested</b>	101	16.64%
<b>No Comment</b>	54	8.90%
<b>Not Answered</b>	57	9.39%

**Q13 indoor use - Local group use, e.g. table tennis club**

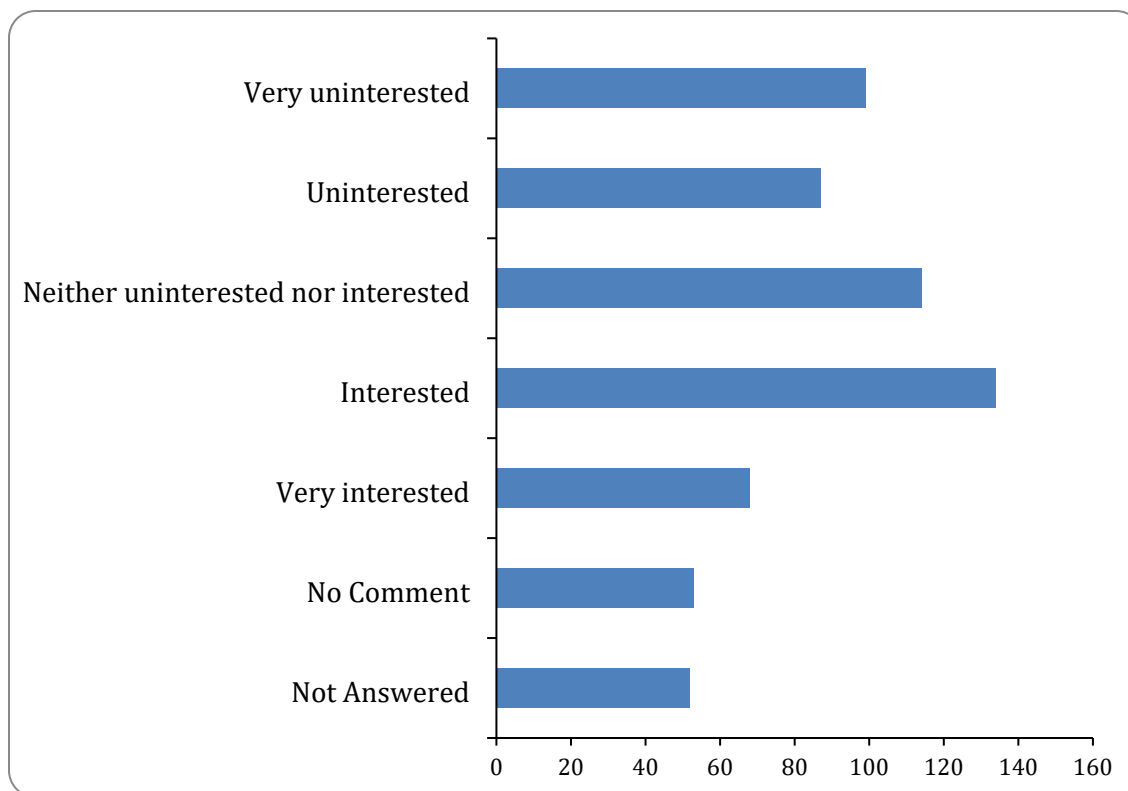
There were 555 responses to this part of the question.



Option	Total	Percent
<b>Very uninterested</b>	78	12.85%
<b>Uninterested</b>	62	10.21%
<b>Neither uninterested nor interested</b>	127	20.92%
<b>Interested</b>	145	23.89%
<b>Very interested</b>	78	12.85%
<b>No Comment</b>	65	10.71%
<b>Not Answered</b>	52	8.57%

**Q13 indoor use - Community get-togethers, e.g. quizzes, bingo**

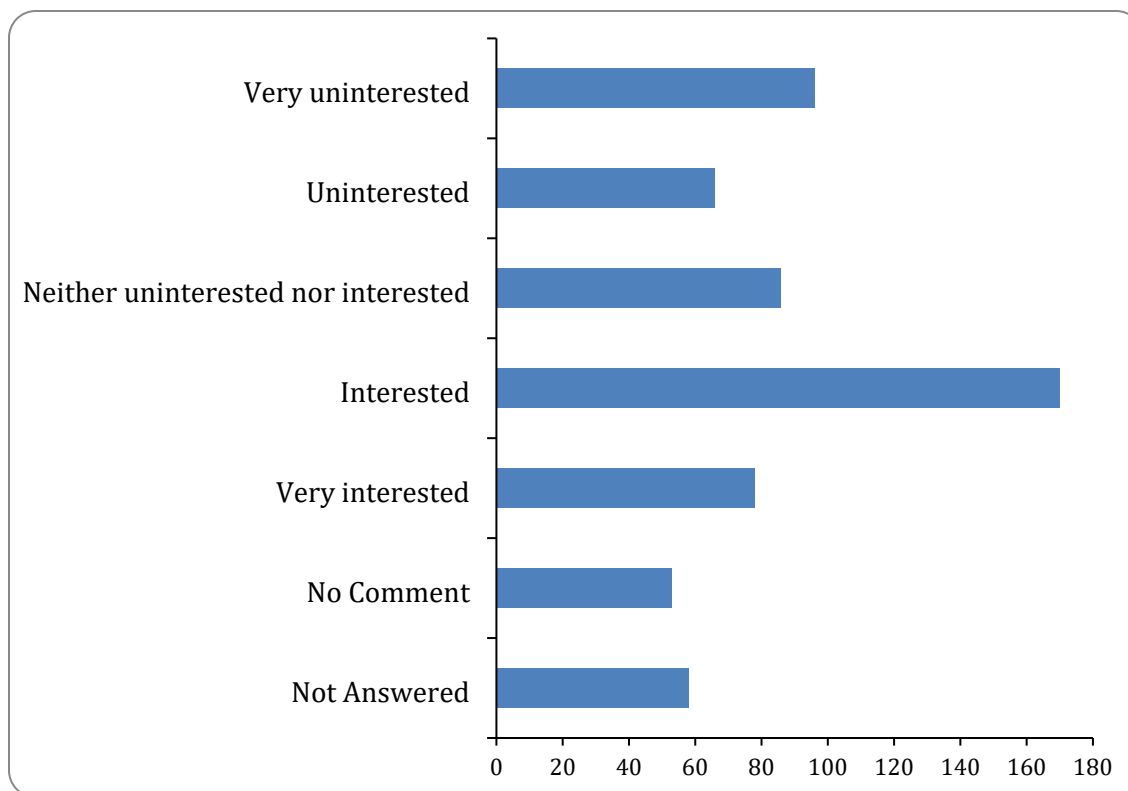
There were 555 responses to this part of the question.



Option	Total	Percent
<b>Very uninterested</b>	99	16.31%
<b>Uninterested</b>	87	14.33%
<b>Neither uninterested nor interested</b>	114	18.78%
<b>Interested</b>	134	22.08%
<b>Very interested</b>	68	11.20%
<b>No Comment</b>	53	8.73%
<b>Not Answered</b>	52	8.57%

**Q13 indoor use - Private hire, e.g. birthday parties**

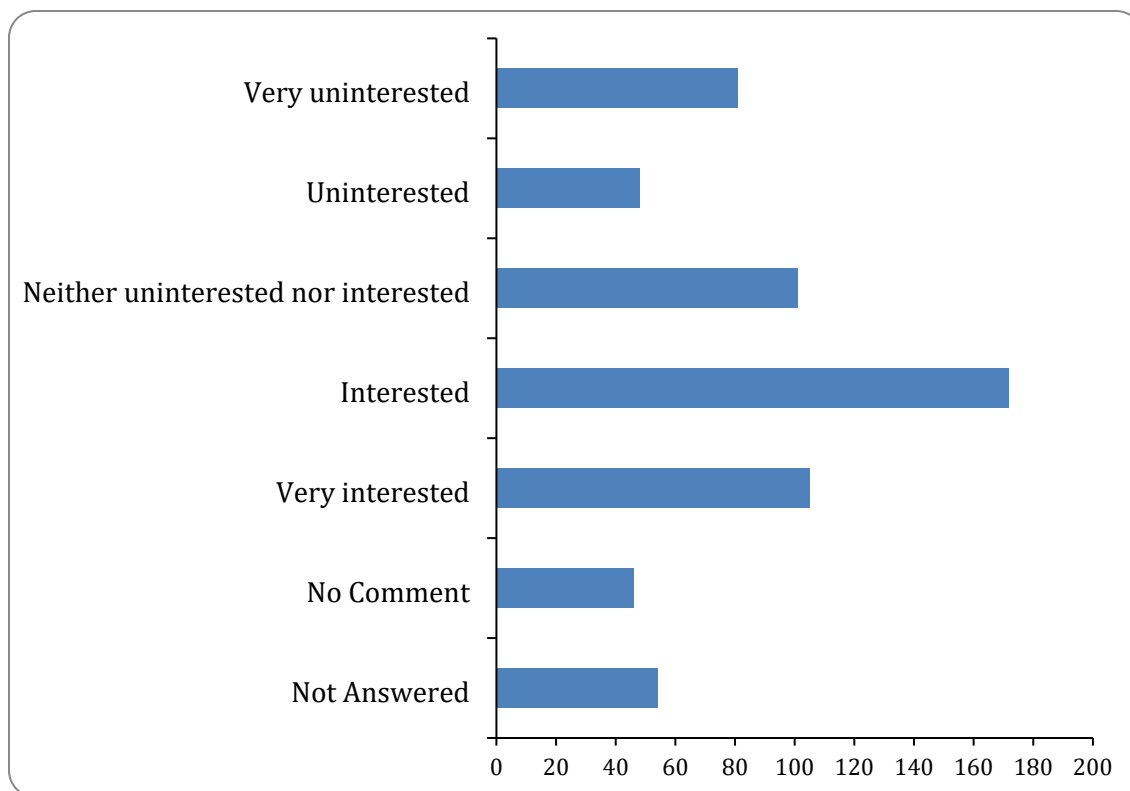
There were 549 responses to this part of the question.



Option	Total	Percent
<b>Very uninterested</b>	96	15.82%
<b>Uninterested</b>	66	10.87%
<b>Neither uninterested nor interested</b>	86	14.17%
<b>Interested</b>	170	28.01%
<b>Very interested</b>	78	12.85%
<b>No Comment</b>	53	8.73%
<b>Not Answered</b>	58	9.56%

**Q13 indoor use - Pop-up health services, e.g. exercise referrals, nutrition advice**

There were 553 responses to this part of the question.



Option	Total	Percent
Very uninterested	81	13.34%
Uninterested	48	7.91%
Neither uninterested nor interested	101	16.64%
Interested	172	28.34%
Very interested	105	17.30%
No Comment	46	7.58%
Not Answered	54	8.90%

**14: Do you have any specific ideas for activities you would like to see (physical and/or social)? E.g. Netball/football league use, community hire space etc.**

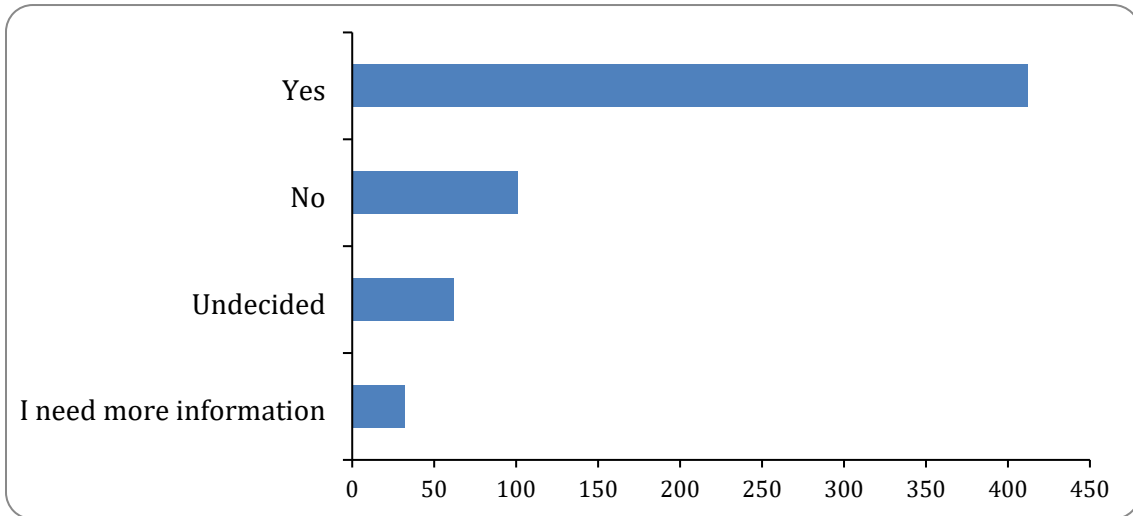
**Q14 activity suggestion**

There were 209 responses to this part of the question.

**15: Do you support the proposal of the Hillsborough Activity Hub project?**

**Q15 support HAB**

There were 607 responses to this part of the question.

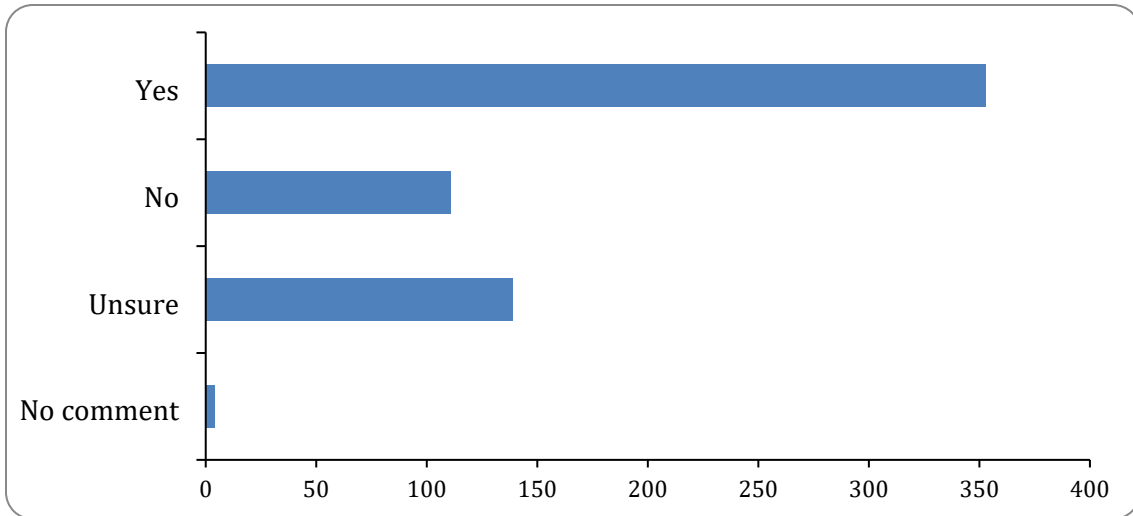


Option	Total	Percent
<b>Yes</b>	412	67.87%
<b>No</b>	101	16.64%
<b>Undecided</b>	62	10.21%
<b>I need more information</b>	32	5.27%
<b>Not Answered</b>	0	0.00%

**16: Do you think you would make use of the Hillsborough Activity Hub?**

**Q16 Using the Hub?**

There were 607 responses to this part of the question.

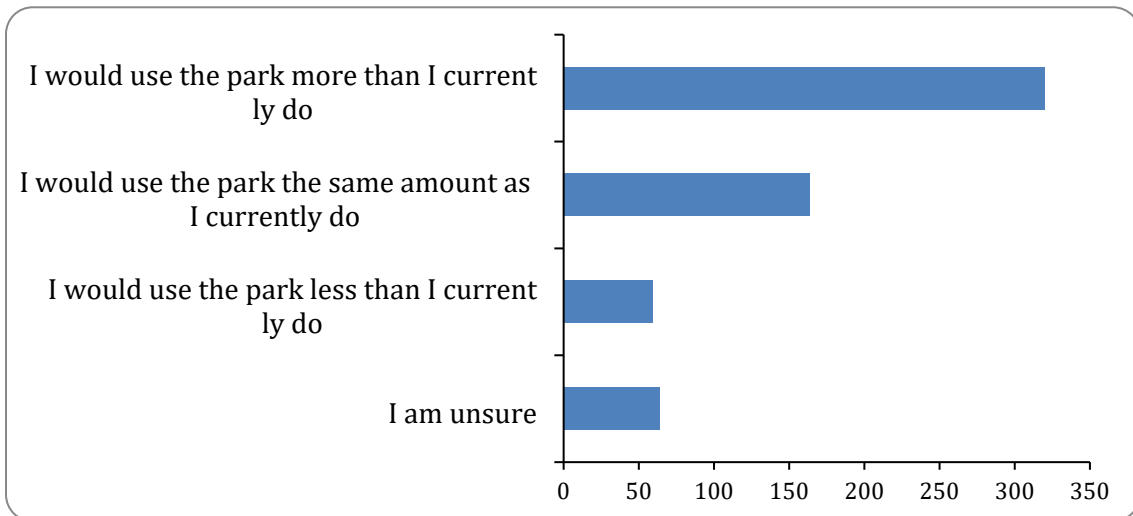


Option	Total	Percent
Yes	353	58.15%
No	111	18.29%
Unsure	139	22.90%
No comment	4	0.66%
Not Answered	0	0.00%

**17: How would an Activity Hub like this impact on your usage of Hillsborough Park?**

**Q17 Hub impact on park use**

There were 607 responses to this part of the question.



Option	Total	Percent
I would use the park more than I currently do	320	52.72%
I would use the park the same amount as I currently do	164	27.02%
I would use the park less than I currently do	59	9.72%
I am unsure	64	10.54%
Not Answered	0	0.00%

**18: Please share any further comments regarding this proposal. This can include: positive/negative comments, thoughts, concerns, ideas, or questions. Please review the FAQ before commenting.**

**Q18 proposal comments**

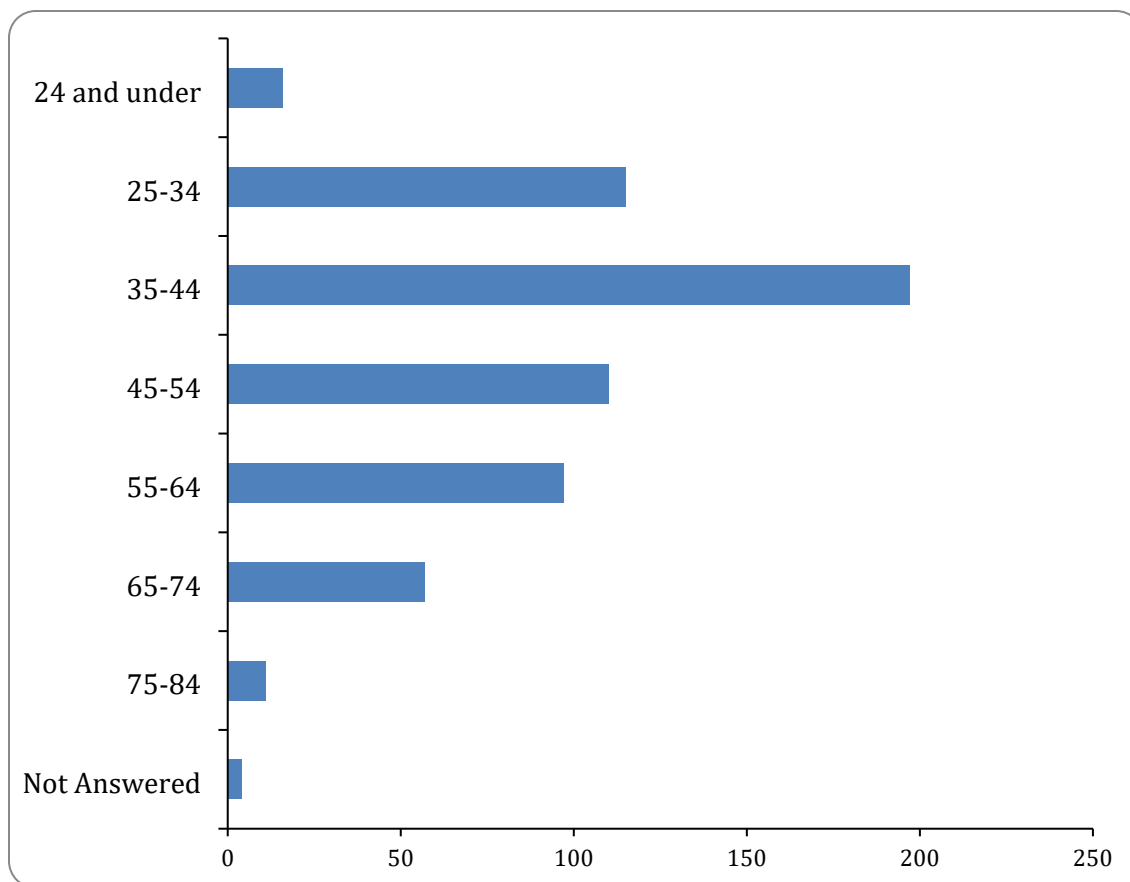
There were 272 responses to this part of the question.

**19: What is your age range?**

**age**

There were 603 responses to this part of the question.



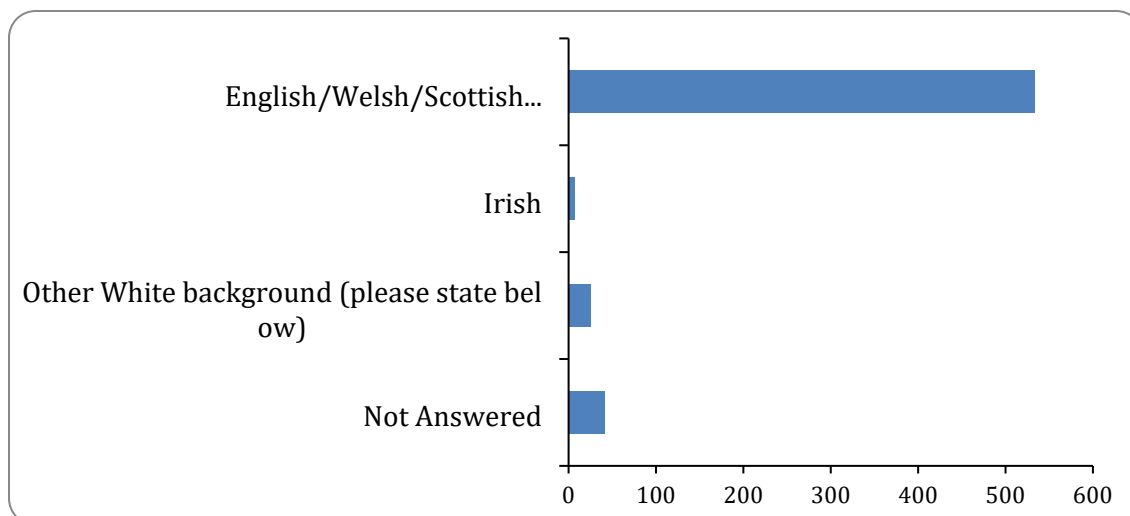


Option	Total	Percent
24 and under	16	2.64%
25-34	115	18.95%
35-44	197	32.45%
45-54	110	18.12%
55-64	97	15.98%
65-74	57	9.39%
75-84	11	1.81%
85 and over	0	0.00%
Not Answered	4	0.66%

## 20: Ethnicity

### White

There were 566 responses to this part of the question.



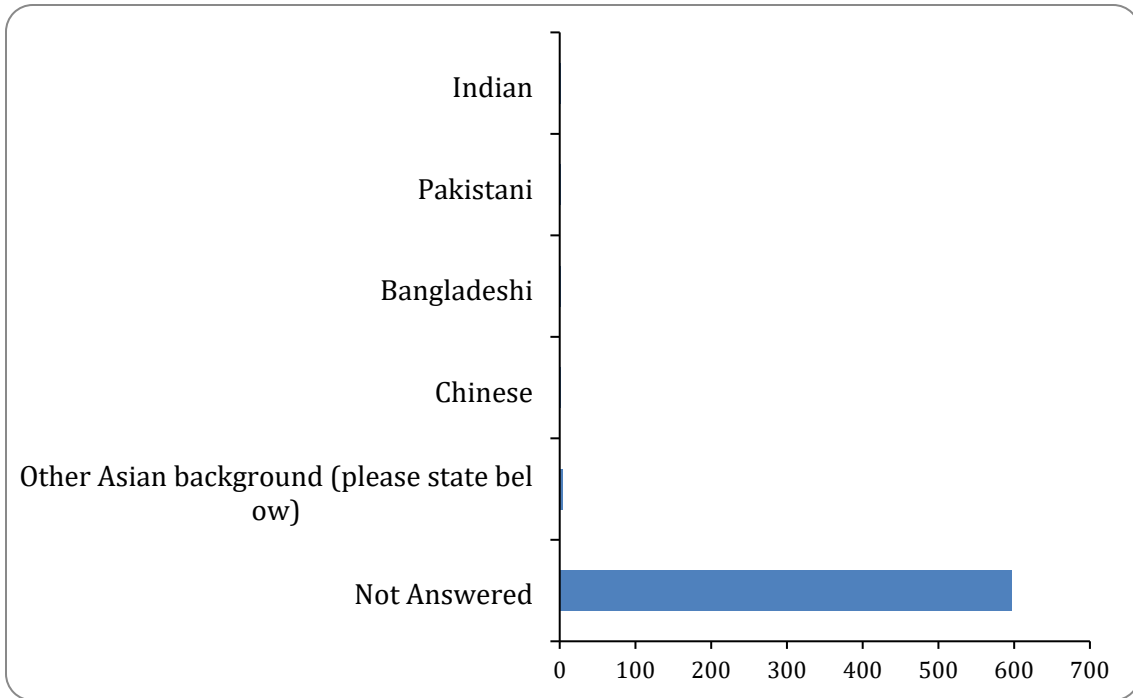
Option	Total	Percent
English/Welsh/Scottish/British/Northern Irish	534	87.97%
Irish	7	1.15%
Gypsy/Irish Traveller	0	0.00%
Roma	0	0.00%
Other White background (please state below)	25	4.12%
Not Answered	41	6.75%

### Other White background

There were 16 responses to this part of the question.

### Asian or Asian British

There were 10 responses to this part of the question.



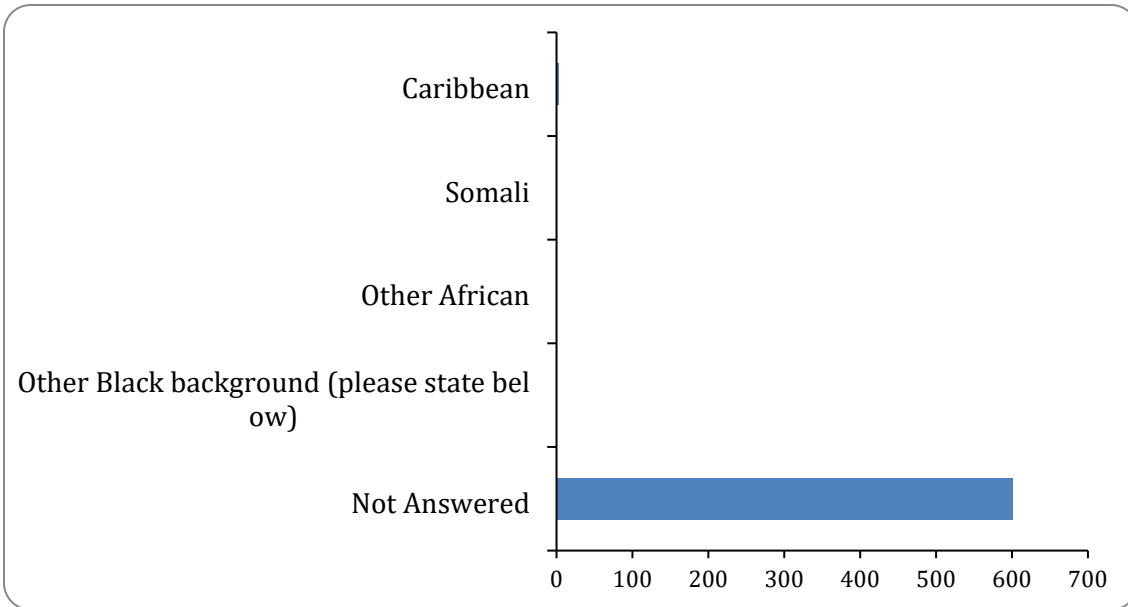
Option	Total	Percent
Indian	2	0.33%
Pakistani	1	0.16%
Bangladeshi	1	0.16%
Chinese	2	0.33%
Other Asian background (please state below)	4	0.66%
Not Answered	597	98.35%

**Other Asian background**

There were 3 responses to this part of the question.

**Black or Black British**

There were 6 responses to this part of the question.



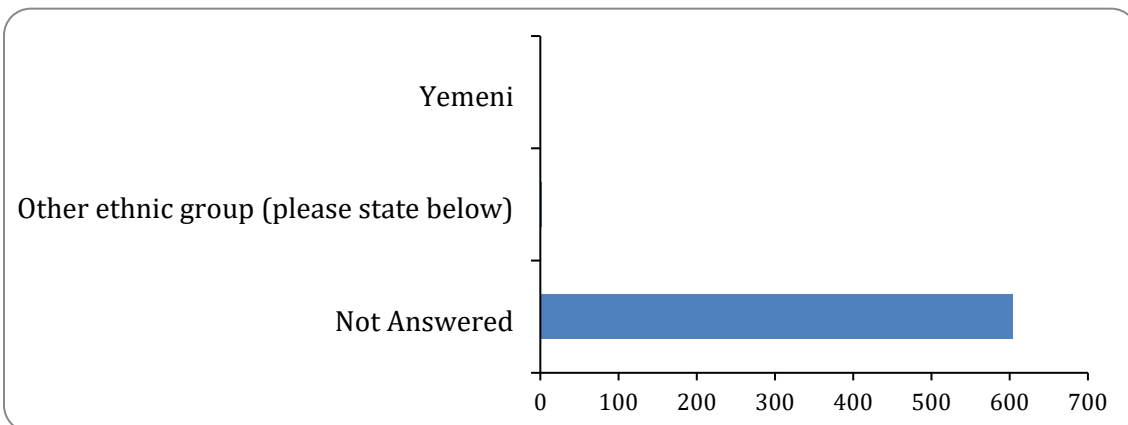
Option	Total	Percent
Caribbean	3	0.49%
Somali	1	0.16%
Other African	1	0.16%
Other Black background (please state below)	1	0.16%
Not Answered	601	99.01%

**Black or Black British other**

There was 1 response to this part of the question.

**Other ethnic group**

There were 3 responses to this part of the question.



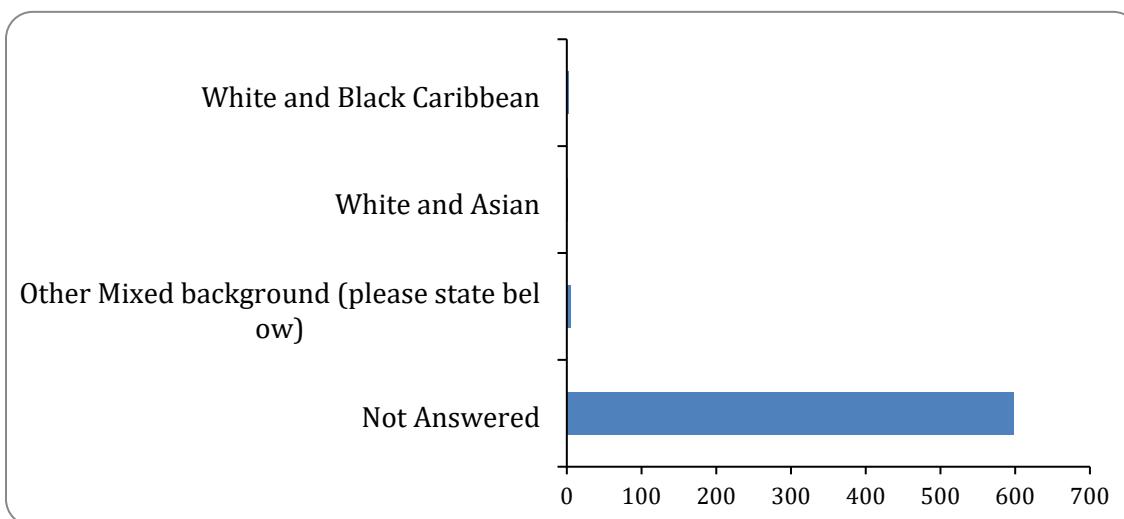
Option	Total	Percent
Yemeni	1	0.16%
Other Arab	0	0.00%
Other ethnic group (please state below)	2	0.33%
Not Answered	604	99.51%

### Other ethnic group

There was 1 response to this part of the question.

### Mixed /multiple heritage

There were 9 responses to this part of the question.



Option	Total	Percent
White and Black Caribbean	3	0.49%
White and Black African	0	0.00%
White and Asian	1	0.16%
Other Mixed background (please state below)	5	0.82%
Not Answered	598	98.52%

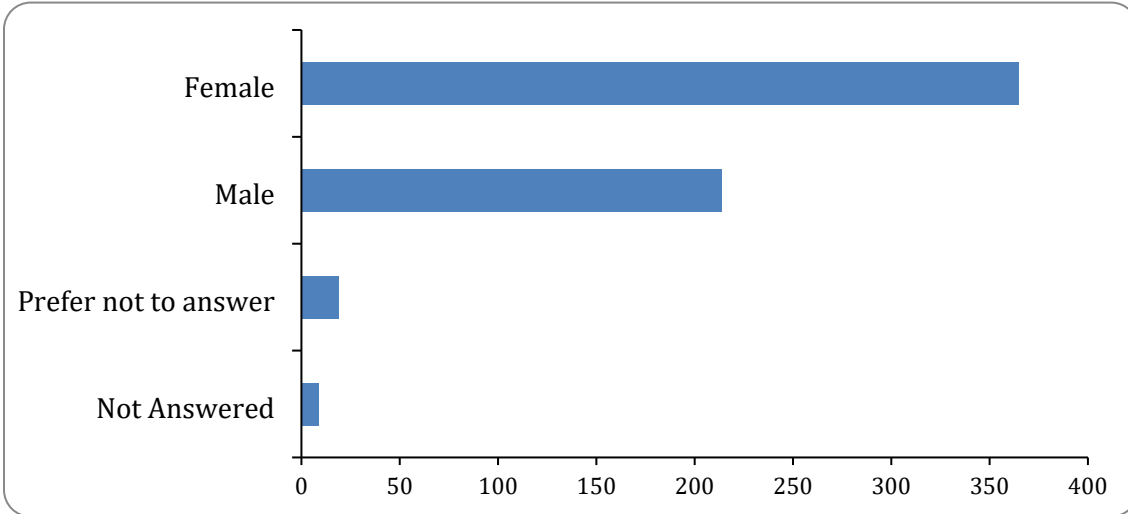
### Other mixed background

There were 2 responses to this part of the question.

**21: What is your sex?**

**sex**

There were 598 responses to this part of the question.

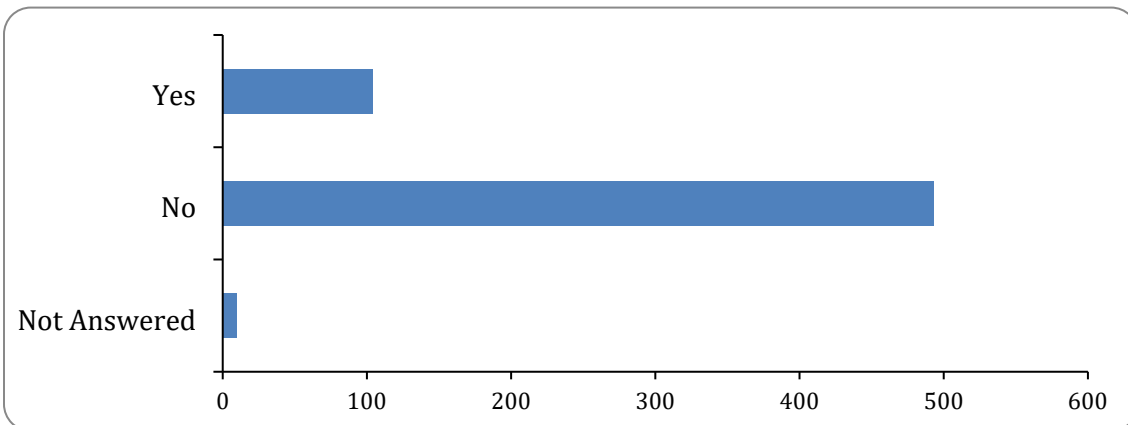


Option	Total	Percent
Female	365	60.13%
Male	214	35.26%
Prefer not to answer	19	3.13%
Not Answered	9	1.48%

**22: Do you have a disability or a long-term health condition?**

**disability**

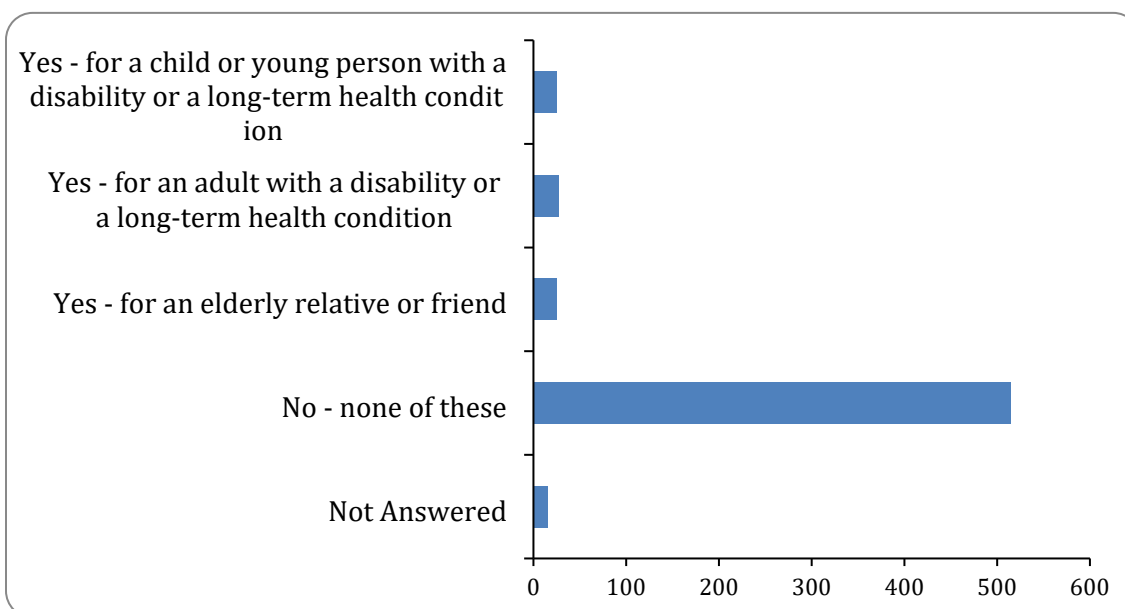
There were 597 responses to this part of the question.



Option	Total	Percent
Yes	104	17.13%
No	493	81.22%
Not Answered	10	1.65%

**23: Are you an unpaid carer for a family member or someone else?  
carer**

There were 591 responses to this part of the question.



Option	Total	Percent
Yes - for a child or young person with a disability or a long-term health condition	25	4.12%
Yes - for an adult with a disability or a long-term health condition	27	4.45%
Yes - for an elderly relative or friend	25	4.12%
No - none of these	515	84.84%
Not Answered	16	2.64%

### **Hillsborough Activity Hub Consultation - FAQs**

Q – Why is Hillsborough Park being proposed for this Activity Hub?

- The park is a city destination site with good transportation and access links.
- The park already has a sports area, and this sports area is in need of reinvestment due to the deteriorating conditions of the existing tennis and MUGA provision.
- There are a range of complimentary developments that are currently progressing including the Coach House, the All-Wheels Track, improvements to the pathway and the playground improvements.
- The provision of an exciting and high-quality facility of this nature will raise the standard of the park and increase its attractiveness as a destination and supporting its standing as an 'Active Park' - a destination green space that encourages and attracts users of all ages and abilities from within a community to engage in sport and physical activities.
- Currently, provision for this type of activity is lacking in the north of Sheffield. Not only would this be a unique project for the whole of the City but it would also be addressing a need for this area.

**Q – How would this project benefit Hillsborough Park?**

- This project would support aspirations for Hillsborough Park to be awarded Green Flag status.
- Increased site presence throughout the day and into the evening.
- Increases local access to high quality activity space which aids health and wellbeing.
- Activity enhancement and sports training for local people.
- New employment opportunities.
- Increased parks income that supports reinvestment into Hillsborough Park.
- Enables the redevelopment of the MUGA and tennis courts.
- New free accessible toilets in the park.



**Q – How would this project be funded?**

It would be a combination of public and private funding.

Due to budget constraints, Parks and Countryside, along with the Council as a whole, are faced with the difficult decision between cutting core Park services or moving forward creatively alongside third parties. The Better Parks initiative is the framework within which improvements can be made within parks that both help achieve desired outcomes alongside supporting external investment into green spaces.

This is where project proposals such as the Multi-Activity Hub at Hillsborough Park come in. We have the opportunity to invite partners to work with us to develop proposals, whilst bringing much needed external investment to this. We have been working with the Lawn Tennis Association (LTA), Sport England and our existing Parks Tennis Operator, Courtside, to consider potential options for the site and all are supportive of bringing external investment to this development.

**Q – Would green-space be lost due to this development?**

It is proposed that this potential development would reside on the same footprint as the current tarmacked area that includes the Multi-use Games Area [MUGA] and tennis and table tennis courts. No additional open greenspace will be lost to this development.

**Q – Would we have to pay to access the Hillsborough Activity Hub?**

As with the current tennis courts, some facilities would be paid-for use such as the padel tennis and mini golf. We would work with the Operator to ensure these are affordable and promote inclusivity with related community engagement activity. Facilities such as the Multi-use Games Area [MUGA] and open access areas will be free to use as this is a core community asset.

**Q – Would the Hillsborough Activity Hub be open in the evening?**

We would be looking for an Operator who is able to provide a service in evenings and weekends, providing a presence and activity at times when the park is quieter and when perceptions of safety are lower. To be consistent the new All Wheels Park (and to fit with probable planning requirements) park lighting would turn off at 9pm in the evening.

**Q – How would existing park partners, operators, and users be accommodated?**

We are aware that this is a sizeable project, and we are working with stakeholders to ensure all voices are listened too. For example, we are in ongoing discussions with Cycling for All to support their needs and we are investigating how to accommodate their users across the wider park including the car park and across the improved path network.

**Q – Is there going to be another café-type offer? If so, does Hillsborough Park need two eateries?**

As with the previous point regarding a sustainable business model, there is the potential for the development of some welfare and catering facilities as part of the Hub. With the opening of the Age UK Café in 2022, this is an exciting time for Hillsborough Park, and we know from the Forward Plan consultation that this is going to address a real issue that people have felt for a long time.

We think that a welfare facility and catering offer at the bottom of the park will only enhance the overall offer of Hillsborough Park, and also provide something unique which will likely appeal to different audiences, including those who may be accessing the All-Wheels Site.

**Q – Does the project need planning permission?**

Yes. This project will need to obtain full planning permission.

**Q – What is Padel Tennis?**

Padel Tennis is a fun ‘bat and ball’ variation of the popular and well-loved game of tennis played in a smaller, enclosed court in a social doubles format (4 players). It is one of the fastest growing sports in the world. To find out more please go to:

<https://www.lta.org.uk/play/ways-to-play/padel/>

**Q – What is Pétanque?**

From the family of boules, pétanque can be a social or competitive game that is suitable for all ages and abilities. The aim of the game is to throw your team's boules closest to the target ball - cochonnet. The closest at the end of the round is the winner!

**Q – What is Shuffleboard?**

Shuffleboard is like curling but without the ice! Teams go head-to-head to slide weighted discs into the triangular scoring zone - the highest points win. A game of strategy and skill, it's fun for all!

**Q – If this project goes ahead, what would be the next steps?**

If this project obtains the necessary approvals to move forward, we would progress by taking this opportunity out to tender and invite offers from potential partners. We would have clearer timescales once this process has been undertaken. At which point we would go back to the community to share progress.

**Q – What if this project does not go ahead, what would be the next steps?**

If this project doesn't go ahead, we will need to pursue alternative means of improving the tennis and multi-use games area facilities. Due to the outlined financial constraints that Sheffield City Council are facing, alternatives to the partnership approach will

provide a much less sustainable future for the delivery of quality recreational facilities in this area of the park – and will not provide scope for a site presence with coaching and engagement professionals to support positive use of the space.

**Q – How to I stay up to date with the outcome and progress of this consultation and project?**

Once the feedback has been collected we will produce a report to share with all respondents. This will be published on the same website used to fill out the consultation and there will be information shared on site at Hillsborough Park. We will also be sharing further feedback with key park stakeholders such as the Friends of Hillsborough Park and Cycling 4All directly. To stay in touch please follow @SheffieldParks on Facebook and @ParksSheffield on Instagram and Twitter to stay up to date with developments with this project and others! Any questions can be directed to Sheffield Parks and Countryside –parksandcountryside@sheffield.gov.uk or call 0114 250 0500.

This page is intentionally left blank